


# QST

A Magazine Devoted Exclusively to the  
WIRELESS AMATEUR



Organ of the American Radio Relay League

# ATLANTIC RADIO CO.

INCORPORATED

**RADIOTRON**

**U. V. 202**

*The new five watt  
transmitting tube.  
Now ready for dis-  
tribution.*

*Filament current, 2.35 amperes at  
7.5 volts. Plate voltage, 350 volts*

*Price \$8.00 Postage 10 cents*

**I**T IS but natural that a radio store, noted for its professional following, should also be relied on by thousands of discriminating amateurs.

Commercial operators and leading amateurs alike, appreciate the advantages of dealing with salespeople who are, themselves, experienced radio men.

The remarkable success of the Atlantic Radio Stores, in Boston and Portland, is due largely to this policy,—of putting, at your service, salesmen who,—thru' their own technical knowledge and experience,—are competent to give you helpful suggestions.

Radio men also appreciate the choice which our immense stocks of up-to-the-minute radio equipment allows. We represent practically all the leading manufacturers.—Acme, Amrad, Brandes, Clapp-Eastham, DeForest, General Radio, Grebe, Magnavox, Murdock, Radio Corporation, etc., etc.

But our customers seem to appreciate the courteous, interested attention which they receive more than any other feature of our service.


*"Atlantic Radio Mail Service" is noted for prompt shipments  
"Bulletin 14" containing all instructions for ordering by  
mail. Call on request to any reader of Q. S. T."*

## Atlantic Radio Company, Inc.

88 Broad Street  
Boston, 9 Mass.

Branch:—15 Temple Street  
Portland, Maine


# NEW APPARATUS



(Illustration exact full size)


Z. R. S. Miniature knife switch is supplied unmounted only, for panel mounting and will harmonize with other fine products of the instrument maker. There is nothing else like it on the market.

Double pole, single throw	80c
Double pole, double throw	90c



Modulation transformer	\$4.50
Choke coil .8 Henry	\$3.75
Amplifying transformer	\$4.00

All these are mounted as shown in the illustration and will give you results second to none.



Type Z. R. F. D. A. Regenerative Receiving Set has a range of wave lengths of 175 to 600 meters and is designed exclusively for those discriminating purchasers who require the very utmost in long distance short wave reception. It comprises a very handsome oak cabinet with hinged cover and Bakelite panel on which are mounted Variocoupler, two Variometers, grid condenser, Variable Condenser detector elements and a two stage amplifier.


This set is very satisfactory for radio telephone reception and is complete except bulbs, telephones and batteries.

Z. R. F. D. A. Set	\$140.00
Z. R. F. D. Set, same as above without amplifiers	85.00

Licensed under Armstrong U. S. patent #1,113,149

Co-operate with your local dealer by helping him to carry a stock of Clapp-Eastham Co. apparatus, famous for its reliability during 13 years of continuous manufacture. If he doesn't carry our instruments send 6c stamps for our complete catalogs.

**CLAPP-EASTHAM CO., 114 Main St., Cambridge, Mass.**



## Are You Having Transformer Trouble?

The transformer is the heart of your amplifier and if you are experiencing trouble with your amplifying transformer it is high time that you used something that is correctly designed as well as fully guaranteed.

Our WICONY transformer, type WI-110C is the result of combining the best qualities of the amplifier transformers used by the United States Navy and its design was accomplished only after extensive experimental work.

The WICONY transformer is equally efficient with all the vacuum tubes now obtainable and it is the most compact and most efficient transformer offered the amateurs.

**WICONY AUDIO-FREQUENCY AMPLIFYING TRANSFORMER  
TYPE WI-110C PRICE \$7.50**



## SPEAKING OF SOCKETS

When our Government, with all its experience and unlimited facilities, sets to work designing a piece of radio apparatus, you can be certain that said piece of apparatus is the last word.

Such is the case with our single, double and triple vacuum tube sockets. They are eventual apparatus. Each socket has a spun aluminum shell that is accurately machined; the tubes fit snugly but do not

have to be forced into contact with the spring contactors; and there is no danger of the filament terminals coming in contact with the high voltage of the plate battery.

The above mentioned features at once distinguish this socket from the many inferior devices now on the market. Need we say that this "EVENTUAL" apparatus is of the highest grade? A bakelite base, nickel-plated binding posts, enduring contact springs, and precise workmanship brand this socket as a representative of the "EVENTUAL" line.



**SINGLE WICONY AUDION TUBE SOCKETS TYPE WI-181A . . \$2.00**  
**DOUBLE WICONY AUDION TUBE SOCKETS TYPE WI-182A . . 3.90**  
**TRIPLE WICONY AUDION TUBE SOCKETS TYPE WI-183A . . 5.80**

Bulletin describing the above and other WICONY "EVENTUAL" apparatus will be sent you on receipt of five cents in stamps.

**AMATEURS**—Deal with your dealers — **DEALERS**— Deal with us

**SOLE DISTRIBUTORS FOR  
Wicony's Complete Line.**

Dubilier Condensers  
 Standard VT Batteries  
 Sullivan Apparatus  
 Special Distributors of Brandes Headsets

Pacent Plugs  
 Duo-Lateral Coils  
 Rawson Instruments  
 Seibt Condensers

**Pacent Electric Company, Inc.**

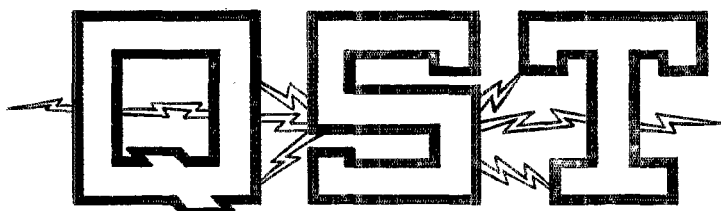
LOUIS GERARD PACENT, Pres.

**150 NASSAU STREET**

Telephone  
 Beekman 5810

**NEW YORK CITY**





# The Official Organ of the A.R.R.L.

APRIL, 1921

VOLUME IV

No. 9

The Spark Station Contest		5
The Ideal Relay Spark Transmitter	<i>R. H. G. Mathews</i>	6
Converting Motors for Synchronous Gaps	<i>F. F. Hamilton</i>	12
A Midnight Visit to T.O.M.'s	<i>G. E. Mears</i>	14
Some Simple C.W. Sets		16
The Amrad Transcons		19
Tuning Honeycomb Coils	<i>Anthony D'Amico</i>	20
QRM and the Relay Game	<i>J. F. Scholtes</i>	21
To Ships' Operators		22
April QSS Schedules		23
Records		23
Old Loose Couplers as Regenerative and Autodyne Receivers	<i>R. R. Ramsey</i>	23
A Chance to Help your A.R.R.L.		24
Editorials		25
The Operating Department		27
Amateur Radio Stations		37
With the Affiliated Clubs		41
"Strays"		44
Calls Heard		49
Station Reports		54
Radio Communications by the Amateurs		55
QST's Directory of Calls		61

QST is published monthly by The American Radio Relay League, Inc., at Hartford, Conn. Kenneth B. Warner (Secretary, A.R.R.L.). Manager and Editor.  
Subscription price, \$2.00 per year, anywhere. Single Copies, 20 Cents.  
Entered as second-class matter May 29, 1919, at the post office of Hartford, Connecticut, under the Act of March 3, 1879.  
Copyright, 1921, by The American Radio Relay League, Inc.  
Title registered at United States Patent Office.

THE AMERICAN RADIO RELAY LEAGUE, Inc.  
HARTFORD, CONN.

# THE AMERICAN RADIO RELAY LEAGUE

"A national non-commercial organization of radio amateurs, bonded for the more effective relaying of friendly messages between their stations, for legislative protection, and for scientific growth."

## OFFICERS

President  
HIRAM PERCY MAXIM  
Hartford, Conn.

Vice President  
CHAS. A. SERVICE, JR.  
Bala, Pa.

Traffic Manager  
F. H. SCHNELL  
1045 Main St.,  
Hartford, Conn.

Treasurer  
A. A. HEBERT  
Nutley, N. J.

Secretary  
K. B. WARNER  
Hartford, Conn.

## DIRECTORS

A. E. BESSEY  
Sunnyvale, Calif.  
V. F. CAMP  
Brightwaters, L. I.  
J. M. CLAYTON  
Little Rock, Ark.  
F. M. CORLETT  
Dallas, Tex.  
S. KRUSE  
Washington, D. C.  
W. T. GRAVELY  
Danville, Va.

F. F. HAMILTON  
Indianapolis  
A. A. HEBERT  
Nutley, N. J.  
HIRAM PERCY MAXIM  
Hartford, Conn.  
C. A. SERVICE, JR.  
Bala, Pa.  
J. O. SMITH  
Valley Stream, L. I.

H. L. STANLEY  
Babylon, L. I.  
C. H. STEWART  
St. David's, Pa.  
K. B. WARNER  
Hartford, Conn.  
M. B. WEST  
Waukegan, Ill.  
F. H. SCHNELL  
Hartford, Conn.  
H. M. ANTHONY  
Muncie, Ind.

## OPERATING DEPARTMENT

TRAFFIC MANAGER  
F. H. Schnell  
ATLANTIC DIVISION  
Manager  
Chas. H. Stewart  
St. David's Pa  
Asst. Mgr., Central Sec.  
John DiBlasi  
33 Sinclair Ave.  
Flushing, L. I.  
Asst. Mgr., Southern Sec.  
Edw. B. Duvall  
3909 Cottage Ave.  
Baltimore, Md.  
EAST GULF DIVISION  
Manager  
E. H. Merritt  
192 W. North Ave.  
Atlanta, Ga.  
CENTRAL DIVISION  
Manager  
R. H. G. Mathews  
6433 Ravenswood Ave.,  
Chicago  
Assistant Manager  
Chas. H. Zeller  
4732 N. Maplewood Ave.  
Chicago

WEST GULF DIVISION  
Manager  
Frank M. Corlett  
1101 East Eighth St.  
Dallas, Tex.  
ALASKAN DIVISION  
Manager  
Roy Anderson, 711  
P. O. Box 206  
Ketchikan, Alaska  
ROCKY MOUNTAIN DIV.  
Manager  
M. S. Andelin  
Richfield, Utah  
PACIFIC DIVISION  
Manager  
A. E. Bessey  
Sunnyvale, Calif.  
Assistant Manager  
E. G. Arnold  
181 No. 17th St.  
San Jose, Calif.  
ST. LAWRENCE DIVISION  
Manager  
Albert J. Lorimer  
243 Mackay St.  
Montreal, Que.  
ONTARIO DIVISION  
Manager  
A. H. Keith Russell  
353 Markham St.  
Toronto, Ont.

NEW ENGLAND DIVISION  
Manager  
Guy R. Entwistle  
137 Sutherland Road  
Brookline, Mass.  
ROANOKE DIVISION  
Manager  
W. T. Gravelly  
354 Main St.  
Danville, Va.  
DELTA DIVISION  
Manager  
John M. Clayton  
1301 Welch St.  
Little Rock, Ark.  
MIDWEST DIVISION  
Manager  
L. A. Benson  
4942 Wiesehan Ave.  
St. Louis  
DAKOTA DIVISION  
Manager  
Boyd Phelps  
3344 First Ave., South  
Minneapolis, Minn.  
NORTHWESTERN DIV.  
Manager  
John D. Hertz  
P. O. Box 2089  
Portland, Ore.

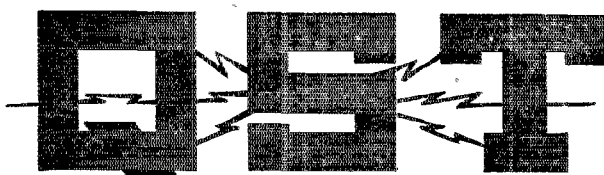
## ADVISORY TECHNICAL COMMITTEE

C. S. BALLANTINE  
WM. C. BALLARD, Jr.  
LEROY M. E. CLAUSING  
FRANK CONRAD

MINTON CRONKHITE  
J. H. DELLINGER  
C. L. FARRAND  
PAUL F. GODLEY  
LEO C. YOUNG

L. A. HAZELTINE  
C. D. TUSKA  
R. H. G. MATHEWS  
J. O. SMITH

Address General Correspondence to Executive Headquarters, Hartford, Conn.



A Magazine Devoted Exclusively to the Radio Amateur

## The Spark Station Contest

**T**HANK you, A.R.R.L. Men, for the gratifying response to our invitation to enter QST's Contest for practical spark articles. A goodly number of manuscripts were received and we are highly pleased in the feeling that the contest really succeeded in bringing out the kind of information we were looking for.

The judges found the studying of these manuscripts most interesting, but the determination of the winners rather difficult, for there was so much good in a number of them. Early in their study, all but seven of the articles were eliminated from serious consideration, but from there on much thought was required. It is now evident that we were a little inconsistent in choosing the title of our contest, for anything "ideal" straightway produces visions of Utopian conditions, whereas one of the main points was that the articles should be judged for their practical value in improving amateur operation.

While we feel sure our readers will agree that the winning articles are excellent, none of them are perfect. Mr. Mathews', by receiving first prize, of course is voted nearest perfect, and indeed his article is filled with vital truths of amateur operation which make it a most valuable piece of amateur literature. Those principles which he advocates are ones which we ourselves have felt to be the best in amateur procedure. Mr. Denny's article, which will appear in QST soon, has a high value because of the very com-

plete drawings and photographs accompanying it, making it of particular help to the man who "builds his own," and as such it surely merited a place among the prize-winners. Personally we do not agree with some of his likes and dislikes on the subject of transformers and voltages, nor do we feel that his aerial is an ideal one yet no amateur will read his article

without resulting improvement in his own station. Mr. Young's article is almost purely an "experience story," describing his tribulations in making 1AE reach out, and altho the resulting good station is still far from anything we have in mind in speaking of an "ideal" spark transmitter, the manuscript must come in with the winners because of its "practical value in improving amateur operation"—the very splendid way in which the author describes how he discovered the defects in his set and went about remedying them will surely be of help to QST readers.

It will be seen that these three articles cover the ground from considerably varying angles. Careful study of them will do much to improve our stations, and we earnestly commend them to you. Mr. Mathews' article appears in this number, and the others will follow at intervals.

There was a certain unity of thought among many of the contestants, from which we can sum up the general sentiment as to what equipment the ideal station should have. The majority of the con-

(Concluded on page 11.)

**W**E, the Judges in QST's Ideal Relay Spark Transmitter Contest, hereby announce that it is our united judgment that the contestants named below submitted the best articles under the conditions and aims of the contest, and we award the prizes as follows:

**First Prize**

Mr. R. H. G. Mathews, 9ZN.

**Second Prize**

Mr. R. C. Denny, 6CS.

**Third Prize**

Mr. Sumner B. Young, 1AE.

Hiram Percy Maxim  
F. H. Schnell  
K. B. Warner

## The Ideal Relay Spark Transmitter

By R. H. G. Mathews, 9ZN

—FIRST PRIZE WINNER IN QST'S CONTEST—

THIS description, despite the title, does not attempt to cover the "ideal" transmitter. Ideals must always compromise with fixed and sometimes unfortunately solid facts, and in this case many compromises have been necessary, partly with mechanical construction, with manufacturing convenience and with many other things which must be taken into consideration.

From the experience, somewhat costly at times, which the writer has acquired from past efforts at relay work, the set that follows has been evolved as the most logical and practical relay transmitter within the reach of the average radio amateur.

Since this transmitter is to operate on or near a 200 meter wave, this fact must be kept in mind as it will influence the design tremendously. The low voltage—high capacity sets commonly used commercially are absolutely useless for our purposes, because of their actual characteristics. Accordingly we must start right at our power lines and carry our design through to the top of our antenna. That point is the one most important fact to be kept foremost as we build our set. We cannot copy a navy transformer, a Marconi land station aerial and an amateur condenser and get the results we want. We *must* maintain consistent design throughout our set.

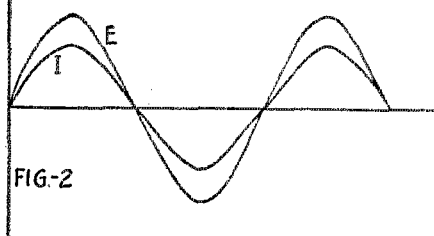
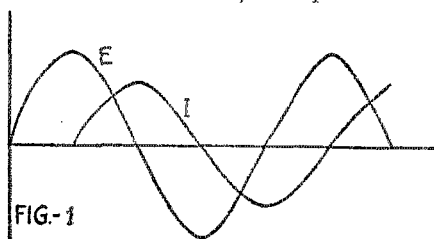
One of the most important factors in radio design, and unfortunately one of the most neglected, is that known as power factor. Power factor is that quantity in an alternating current circuit by which the products of volts and amperes must be multiplied to obtain watts. In other words, multiplying 110 (volts) by the current does *not* give you your energy in watts in an a.c. circuit, contrary to a popular hallucination. The formula is as follows:

$$W = E \times I \times f, \text{ where } f = \text{power factor.}$$

We know that both current and voltage rise and fall separately in sine curves in our a.c. circuit. When these two curves are "out of phase" 90 degrees, we have the condition shown in Fig. 1. This is the most ineffective and undesirable condition obtainable, and in this case the actual power is nothing although the current may be quite high. In Fig. 2 is shown the best condition, where power is at a maximum, since voltage and current are exactly "in phase". In this case the current in amperes may be

no greater than before, and in fact may be *less* for considerably *greater* power in watts. In other words, current is no indication of power, unless your power factor is at a high value. This value can be regulated by the amount of capacity and inductance in your circuit, and this applies to every circuit in your radio set.

In order that we should not handicap ourselves at the start, the power factor



of our power line should be as high as possible and the voltage drop over the leads as small as possible. The power factor can be kept at a comparatively high value by the installation of a special transformer and line and the voltage drop lowered by the use of heavy leads in the primary power circuit. A suggestion as to "blinking" lights may be in order here. Ordinarily the degree of this blinking is inversely proportional to the power factor. Now since power factor is always subject to regulation and is dependent on the inductance and capacity of the circuit in question, by correcting our power factor we can decrease the annoyance of flickering lights. Since inductance is almost always in preponderance in our power circuits, the connection of a large adjustable capacity as in Fig. 3 will bring the power factor to a better value, which will help solve our troubles with the neighbors. This capacity must be varied until the correct value is found, and may be as large as

20 or 30 microfarads. Ordinarily paper telephone condensers are very satisfactory for this purpose.

To protect our power line against kick-back, as much of the wiring as possible should be contained in grounded metal conduit. Conduit wiring is the best preventer of kick-back troubles known, where these troubles come from induction between the power lines and the antenna circuit,

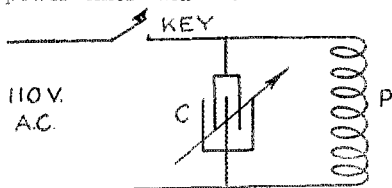


FIG 3

which is true in most instances. The connection of two resistance units in series across the line, with the center connection of the two grounded, is effective in eliminating such reaction as may occur in the transformer and will also help where conduit wiring is not possible. Sparks from steam radiators, etc., to other metallic objects may be eliminated by connecting all steam, gas and water pipes together in the basement at ten foot intervals with copper wire, soldering all connections and connecting all such wires to a good outside ground. This may sound like a reflection on water pipe grounds and it is fully intended as such; however, more on that later.

After our power line has been remodeled to suit our requirements we will pass on to the power transformer. Right here enters the old argument regarding high or low spark frequency. No attempt will be made to prove this point here, as this will be taken up in the paragraphs on gaps, but since this proof will show the low note to be superior, we will make that assumption here. Since we are to use a low spark frequency, a transformer of a type suitable for such spark frequency should be used. As a general statement, a transformer having comparatively great magnetic leakage should be employed with a low spark note. The old type United Wireless Co. "coffin" is very suitable for this reason and its performance under these conditions bears out this statement. Also, since our wave length is restricted, we cannot use a condenser capacity greater than .009 mf. and our transformer *must* therefore have a high secondary voltage. Unfortunately there is no really high voltage transformer on the amateur market today. Apparently transformer manufacturers are afraid to make them, either because of insulation troubles or because of prohibitive production cost. As a result no transformers are available with second-

dary voltage of over 25,000, which is not sufficient altho it can be used if nothing better can be procured. Again the old United Coffin steps to the front with its secondary voltage of 35,000. Many of us remember Mr. M. B. West's old pre-war station, 8AEZ. This station used a 40,000 volt transformer, while the writer used one of 43,000 at pre-war 9IK. With a high voltage—high leakage transformer and with our primary circuit power factor at as high a value as possible we are enabled to put something approaching our full 1 k.w. into the set, provided our condenser is correctly designed for our low note gap. In order to cover the point of power factor in the primary oscillating circuit, the condenser and primary inductance must be considered together. The gap will therefore be taken up next.

Although the quenched gap has been heard from to a considerable extent of late, the writer has never had much success with this gap on 60 cycle current, partly because of its delicate inductance adjustments which are thrown out by variations in current supply, and partly because of the low and rather wheezy note always obtained by the writer from such a gap, even when functioning properly. The quenched gap will therefore not be considered by the present author in connection with our "ideal set".

A straight gap is not worthy of much mention, of course, and this leaves us the rotary. The basis of nearly all argument in favor of a high spark frequency is founded on an antique and outgrown theory that the telephone is more sensitive to high frequency sounds than to those of lower pitch. This may have been true of the Indian-club shaped phones of our grandfathers and may be to a very small extent true of some modern phones but is certainly not the case with up-to-date mica diaphragm headphones, in which, if there is any preference, the low note has it. Our low note will also stand far more amplification on a regenerative receiver than a high tone, and with receivers of this type in use in practically every up-to-date amateur station this fact is of importance. It must be understood here that we are not speaking of high frequency quenched or synchronous rotary sets such as standard commercial 500 cycle transmitters. Our interest is in 60 cycle synchronous or non-synchronous sets.

Another antiquated argument which actual performance has disproved refers to the readability of signals through static and interference. A clear smooth low note can be read just as easily through interference of all kinds and as far as my personal inclinations are concerned, the low note is much more pleasant and easy to copy. Electrically, the argument is

again in favor of the low spark note. Many operators have tried out the two types of gaps and have discarded the lower note because of higher indicated antenna current as shown on the aerial ammeter. There is no greater liar than the aerial ammeter and this is one instance of its habits of prevarication. A hot-wire or thermo-couple ammeter measures only the *average* current and *never* the maximum because of its dependence on heating values for its indications. Consequently a high note will nearly always show a greater indication on the meter, simply because the *number* of "humps" or discharges is greater, although the maximum energy in each "hump" may be far less than with the low note; *and it is always the maximum energy in each individual discharge that counts, and never the average.* It should also be evident that if we charge our condenser for a long space (comparatively) and then discharge it quickly, the energy per discharge will be far greater than if we charge and discharge rapidly. So much for spark frequency. In designing our gap to conform with these conditions we must also consider quenching. A gap which allowed the total energy of the condenser to discharge in one spark and then broke instantly, allowing of no reaction between aerial circuit and primary oscillating circuit, would be perfect. We cannot reach this perfection and so must content ourselves with something as near to it as possible. We have proved that we need a low note in our "ideal" set, but this most certainly does not bar high speed of rotation. Quenching depends largely on the speed with which we get our movable point past the stationary elec-




Fig. 4.

trode, so as to cut our discharge time to a minimum. To combine low note with high speed means that we must have a disc as large in diameter as convenient, to give peripheral speed, rotating at the highest safe speed with a small number of teeth. Our gap should have teeth narrow in the direction parallel with the face of the disc

to cut our discharge time down further, and wide in the opposite plane, to reduce resistance at the time of discharge. The well-known thick saw-wheel disc with almost knife-edged teeth, having 6 to 8 points, rotating at 3500 r.p.m. and with a diameter of from nine to ten inches, is a good compromise between ideal theory and practical operating conditions. (Fig. 4.) Discs with round plugs having large surface area are obsolete and it is up to the users to convince the manufacturers of that fact. To further increase the quenching properties of our gap, metals having certain peculiar characteristics should be used. Tungsten points for both rotor and fixed electrodes are excellent, but since these are beyond the reach of most of us, we must look further. Experiment has shown that when an aluminum rotor is used with copper fixed electrodes certain inherent properties of these metals are brought out which greatly increase quenching under the heat of operating conditions. Brass is very poor and zinc is the worst metal which can be used on a rotary gap from this standpoint.

Heretofore we have been considering the non-synchronous gap. Exactly the same design may be followed with a synchronous gap. Synchronous motors rotating at 1800 r.p.m. are now available and either a four or an eight tooth wheel of the type described gives a low synchronous note which is exceptionally clear and agreeable to read. Greater efficiency is secured with the four point disc, since discharge occurs *only* at the maximum voltage. The eight point synchronous gap, giving the equivalent of a 120 cycle note, is more agreeable, and while the actual individual discharges are not as great, the efficiency is considerably greater than with any non-synchronous rotary and the strain on the transmitting condenser is less, which is of importance in constructing this condenser, to which our discussion has now brought us.

In condenser construction, mechanical strength and electrical efficiency must be combined properly in order to fit this important piece of transmitting apparatus for inclusion in our "ideal" set. A high voltage transformer naturally requires a condenser with a dielectric capable of standing that voltage, especially since the voltage in the condenser often builds up to a value four or five times the actual transformer potential. An oil immersed condenser or wax impregnated condenser is therefore a necessity in order to avoid excessive corona loss. For dielectric, plate glass or mica is excellent. There are on the market several varieties of transmitting condensers, but since the use of these with high voltage transformers requires a series-parallel connection, the cost is almost prohibitive. Accordingly we

will describe a plate-glass, oil-immersed type, which has proven very satisfactory and has held up under the strain imposed by a four point synchronous gap with a 35,000 volt transformer.

Plate glass for our condenser does not need to be polished. Therefore, by getting rough or unpolished glass we can cut the price per plate down to forty cents. These sheets should be not less than  $\frac{1}{2}$ " (one half inch) thick and can conveniently be one foot square. A metal tank of any type may be used large enough to hold the assembled condenser. Most of the trouble with blown condenser plates is not actual electrical break-down of the plates but is cracking, due to mechanical strain, followed by electrical break-down. This is especially true of the packed type of condenser. Because of the charges existing on the opposite sides of any plate a mechanical strain results in the fabric of the plate. When the plates are clamped together this strain becomes cumulative and as a result one or more of the brittle plates are cracked, following which a spark jumps through between the metallic surfaces. To avoid this difficulty, the plates should be placed edgewise in a wooden rack in the manner shown in Figure 5.

This, of course, necessitates the use of metal on both sides of each plate, and we have never found anything other than heavy tinfoil satisfactory for this purpose. This may be applied by heating each plate in an oven, rubbing beeswax over each side, placing the tinfoil sheets on the beeswax-covered plates and rubbing down with soft cloth to eliminate air bubbles. Before application the tin-foil sheets should be carefully rubbed smooth on a piece of glass to destroy all wrinkles. When glass one foot square is used, tinfoil circles, which may be cut round a plate 3" in diameter, should be used. This circular form, avoiding all sharp edges and points, solves considerable of the troubles due to brushing or corona discharge. With plates of this size between 30 and 40 are needed to obtain the capacity necessary for best results with the gap and transformer described hereinbefore. When the beeswax has hardened, shellac may be applied at the edge of the foil to prevent the dissolving of the wax by the oil after immersion.

After all the plates have been covered, they should be placed in the wooden rack mentioned before and leads brought out. These may be provided by pieces of thin spring brass 1" wide bent U-shape at the bottom. Such leads may be slipped down between each pair of plates, alternate leads being connected together. The assembly should then be immersed in a tank filled with the best insulating oil available. If regular transformer oil is not at hand, light automobile lubricating

oil will serve, although, of course, it does not equal transformer oil in insulating qualities.

The construction of the condenser being completed, its adjustment must be taken up, but since this can only be done simultaneously with the primary inductance, we will consider briefly the construction of this inductance next.

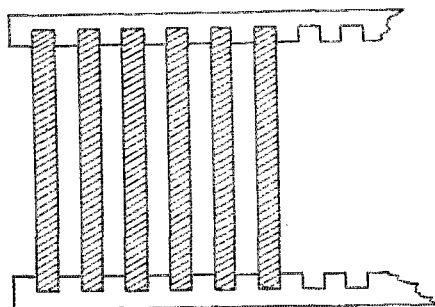


FIG. 5

The oscillation transformer primary is seldom given the proper amount of attention by the amateur constructor, and for that matter, by most manufacturers. The instantaneous current value in the primary oscillating circuit may reach a thousand amperes, but because of the momentary nature of this current, very little heating effect is noticed. Although heating does not result, the resistance effect of a small conductor in the primary is very noticeable on the efficiency of the transmitter. Accordingly, copper or brass ribbon two or three inches wide should be used, with clips to match, and the whole primary circuit should conform to this requirement. The pancake type of oscillation transformer is very convenient and is also the easiest to build. Provision should be made for variation of the coupling during transmission, as this adjustment can only be made intelligently under operating conditions. The secondary should not be made of less than 1" ribbon, and even heavier is desirable. In tuning our transmitter we will probably not use more than one turn of primary inductance and certainly not more than four turns. All above this should be removed to eliminate dead-end loss. The number of secondary turns is, of course, dependent on the characteristics of our aerial and therefore cannot be arbitrarily fixed.

With our transformer, gap, condenser and oscillation transformer completed we are now ready to tune our primary oscillating circuit, leaving our aerial and ground disconnected.

Before actually undertaking this tuning, however, a word on arrangement of the component parts of the set is in order. In



order to transmit efficiently on our low wave we must not waste our small inductance value in long leads. The total length of leads in the primary oscillating circuit should not exceed 18". If the various instruments cannot be so placed as to allow of such short connections, we should run our pairs of leads, to the condenser for example, parallel and as close together as possible without sparking, in order to reduce the effective inductance. With a little study, instead of the haphazard thrown-together design of the average amateur transmitter, an arrangement may be evolved which is attractive in appearance and effective in operation.

In tuning this circuit, we not only must consider wave length but again we run up against power factor. In other words there are numerous relative values of capacity and inductance which will give the desired wave length, but only one of these various combinations which gives the highest power factor as well. It may be considered that our set consists of three circuits each complete in itself but linked with the others. We have already "tuned" our primary circuit. In tuning our primary oscillating circuit we must try to so adjust our capacity and inductance as to maintain "resonance" with the primary power circuit as well as the wave length desired. A watt meter connected in our primary power circuit indicates the power we are actually putting into our transmitter. If we now adjust our capacity and inductance, starting with the comparatively large inductance value of our full four turns, maintaining the wave length constant by means of a wavemeter, cutting down this inductance very gradually and increasing the capacity correspondingly, and if we note our watt meter reading for each of these adjustments, the point at which this reading is greatest is our correct adjustment. In some circuits the characteristics are such that this resonance point cannot be reached because of the fact that either capacity or inductance would be at an impossible value at the resonance point. In such cases the largest capacity which can be used, keeping the wavelength at the value desired, will be found best. In these instances, the primary inductance should be cut to one turn and capacity increased until the desired wave length is reached. This point is the best compromise toward the actual resonance point.

With this adjustment made, we are ready to couple on our secondary or antenna circuit. Before doing this some aerial and ground constructional data should be considered.

By consulting Zenneck we find that the effectivity of an aerial is dependent largely on the form factor and radiation resistance. Without entering into the mathematical

proof of the matter, a vertical fan antenna has been found best for transmitting, with a flat-top T type runing a close second. A vertical fan aerial suitable for 200 meter work may be of the type and dimensions shown in Figure 6.

The vertical wires should be brought together at the lead-in insulator. A T type aerial 100 feet long and 50 feet high with four wires is also satisfactory for 200 meter work.

These aerials should, of course, be satisfactorily insulated and for our fan three 10½" Electro-se insulators in series in each supporting cable (not in the aerial wires) should be used. Stranded copper or phosphor bronze wire, while very little

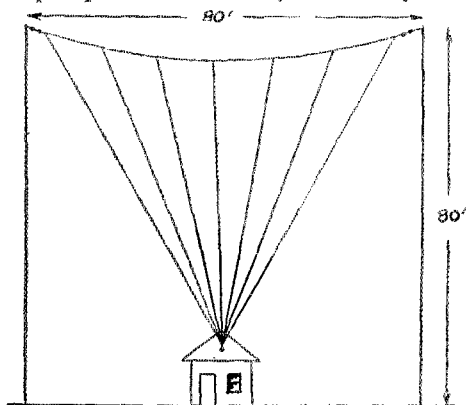


FIG 6

better electrically than solid wire, is considerably stronger mechanically and should be used if possible.

Our ground should be the next thing considered and here is where most of us fall down. A good ground is an absolute essential to a good transmitter and all our efforts to construct an efficient set have failed if we slip up here. An "outside" ground consisting of buried plates is excellent, when the plates have sufficient surface and are buried in moist earth. A contact ground of this type is not effective in dry ground or sand. For ordinary conditions a combination ground consisting of plates as well as wires radiating fan-wise from the station works very well. As much of this ground system as possible should lie directly beneath the antenna. If outside grounds are not available, water pipe connections may be used, but this type of ground is *never* desirable when any type of outside system can be installed. At 9ZN a composite system is used composed of six sheet iron plates, each 4' x 6', buried 6' deep end to end, in a semi-circle about the station, in addition to 50 wires varying in length from 50' to 150' buried at an average depth of 2 feet.

A common mistake is made in connecting to a good outside ground and then, with the intention of making further improvement adding a high-resistance high-inductance ground such as a water pipe. The result is a decrease in radiation which cannot be corrected by re-tuning. The difficulty is that because of the different characteristics of the two grounds there is a phase difference between them and the resultant is less than the original. Ground connections with different characteristics should therefore be avoided. Counterpoise grounds are sometimes better than either of the types mentioned before, but since our ideal set is intended to operate under average conditions, we will not consider the counterpoise here.\*

With our primary tuned and our aerial and ground ready, we will now tune our antenna to resonance. A hot-wire or, better yet, a thermo-couple ammeter should be connected in the ground lead and the secondary inductance varied till maximum antenna current is secured, keeping the coupling at not less than 4 inches. The secondary should then be pulled away from the primary as far as possible; the indication will then drop considerably. Holding the key down, the secondary should then be moved slowly toward the primary, the readings of the ground ammeter being watched closely.

The indicated current will gradually rise but will reach a point at which it remains constant for a small distance. Further coupling causes a rapid increase. *The point just before this second increase is the proper coupling adjustment.* We should not be deceived by this second increase. While it indicates current flow, it does not mean maximum current flow on any one wave length. In fact the energy radiated on the wave to which we are tuning is ordinarily much less than before this increase, even though the meter shows greater current. An hydraulic analogy of this may be found in the fire hose. Without a nozzle we get a great flow of water, but being scattered out over many different "waves" or one "broad wave" it gets nowhere. However if we put a nozzle on our fire hose we get a thin sharp stream corresponding to our sharp wave. Undoubtedly the "radiation" is not as great, but it gets someplace since it is all on one sharp wave.

In one of our previous paragraphs we mentioned the three circuits evident in our

\*We do not believe that the ground system described by Mr. Mathews is on a par with the remainder of his article. The "round ground" originated by Capt. H. W. Round and originally described in QST for February, 1919, is in our opinion the best ground system. It is expensive to install, but our "ideal" station should have it. Failing that we would recommend a symmetrical arrangement of buried wires radiating in all directions from the station to a distance at least  $1\frac{1}{2}$  times the height of the antenna.—Editor.

radio transmitters. We have mentioned power factor in connection with two of these circuits but have not done so in connection with the antenna circuit. The idea of correcting our power factor from the power line clear through to the aerial is a new and novel one. No method of conveniently and intelligently adjusting the capacity and inductance of our aerial to correct the power factor is evident at the present time. Unquestionably such means will be found, but in the meantime we must satisfy ourselves with power factor correction in our first two circuits, merely tuning the aerial circuit to resonance in regard to wave length and decrement.

Many of the points emphasized in this article may seem of insignificant importance. Regarded alone they are unimportant, but a successful radio set can only be built by close attention to all such details, which taken together form the real essence of radio design. The difference between the long distance amateur and the operator of the 1 k.w. station which cannot work beyond his city limits lies primarily in the attention and study which the first has given to the correct design and coordination of the component parts of his equipment, and unless such attention and study is given, our unsuccessful 1 k.w. man never will be able to catch up with his more astute neighbor and likewise will always wonder why.

## THE SPARK STATION CONTEST

(Concluded from page 5.)

testants agree on a vertical aerial, a buried radial ground system, a glass-plate oil immersed condenser of variable capacity, a high-voltage high-leakage transformer, synchronous 60-cycle gap, pancake oscillation transformer with very heavy ribbon; and they pay considerable attention to the adjustment of the closed circuit for best power factor. For receiving a separate single wire is advocated, running at right angles to the transmitting aerial, making break-in operation possible; and the receiving equipment in favor is a variometer regenerator with two stages of a.f. amplification. (Nobody suggested radio-frequency amplification, but with present tubes we suppose that is still a little too "ideal" for amateur work.) Some of the aerials described were altogether too long for 200-meter work and some of the O.T.'s were afflicted with too many turns, and probably these errors in constants account for some of the tunes we hear on the air these nights.

We are sorry that there could not be prizes for all the entrants. Many of the articles that did not win prizes are very good, especially on certain topics, and from these we shall publish excerpts from time to time, with due credit to the author.

## Converting Motors for Synchronous Gaps

By F. F. Hamilton, 9ZJ.

IT has long been the dream of citizen radio operators, that if only they could get a synchronous motor to run their gap everything would be about perfect.

The great advantage of a synchronous discharge of a condenser over non-synchronous discharge is almost obvious. A synchronous discharge allows the condenser to be worked at a much higher average voltage. With a non-synchronous discharger there are times when the condenser is full of energy and cannot discharge anywhere except across the safety gap, because the gap electrodes do not happen to meet at just the proper instant. This we call the time-phase relation between the gap electrodes' meeting and the charging voltage to the condenser. The proper way to use a condenser is to discharge it at just the instant before it jumps the safety gap. This is working the condenser at its maximum working point. If there are one hundred and twenty maximum charging points of the condenser per second there should be one hundred and twenty meetings of the electrodes of the gap to discharge this condenser before the safety gap operates. Now if the gap electrodes are so adjusted that there can be two meetings per condenser charge we can discharge the condenser at half charge. This will give two hundred and forty discharges per second and is similar to the synchronous gap tones heard almost any night. An eight electrode rotor is run at 1800 r.p.m. synchronous speed and the electrodes adjusted so that the charge of the condenser, which is one hundred and twenty times a second, is just evenly split in half. Under these conditions the condenser is worked at half charge, or fifty per cent of the maximum charge which would operate the safety gap at one discharge for each half cycle. Obviously the next thing to do is to raise the charging voltage of the condenser to twice its former value. This will then give the same power discharge as before, with a better tone.

Any induction motor of the squirrel-cage type may be easily converted into a synchronous motor. The writer has just completed five different ones, all operating differently, some on sixty cycle and some on two hundred. Some motors make better synchronous motors than others. This is due to the kind of iron used in the rotor.

A motor must have a proper winding for easy conversion into a synchronous motor. The best winding is one that gives

definite pole magnetism with the greatest flux density at the center of the pole. In most standard motors this seems not to be the case and the rotor will hunt or slip back and forth in synchronism due to this fact; i.e., the pole strength is not at the center but on both sides of the center which makes the rotor rock, so to speak, back and forth. This will cause a wail in the gap tone.




Fig. 1.

In an 1800 r.p.m. induction motor used on sixty cycle supply there are four poles on the stator. The wire is wound in slots. The best winding for conversion to a synchronous motor is where the winding is so wound in the slots as to leave one vacant slot per pole, which vacant slot is between the poles and not at the center of the pole area as is so often the case. This method of winding gives a decided four pole winding. If one slot is left open at the center of each pole area it should be filled with a piece of soft iron. Another way to construct the winding is to graduate the winding; i.e., put more turns near the center of the pole area and fewer in the outer slots. However, all this is not necessary to get a motor that will work in synchronism and handle an ordinary radio gap for one or two kilowatts of power.

On sixty cycle supply and 1800 r.p.m. synchronous speed there are four poles on the stator. These are alternate north and south around the stator at any instant. Each pole becomes north sixty times a second and south sixty times a second. This rapid reversal of magnetism induces in the rotor bars and iron a like change of polarity which opposes the poles of the stator. This causes the rotor to lock in position and give out a decided sixty cycle

growl. To start the rotor revolving another winding is put on the stator called the starting winding. It is wound so its polarity is just between the running poles just described. The starting winding is not made to have near the strength of the running winding; it gives a weak pole just half way between the main poles. The poles then induced in the rotor by the running or strong winding are weakly attracted by the starting winding poles. As these weak poles are a few degrees around the stator from rotor's induced poles there is a weak pull on the rotor parallel with the direction of rotation. This weak pull starts the rotor to revolving and the rotor finally gets up some speed. As it speeds up there is another action that comes into prominence, due to the rotor bars cutting flux from the stator. This cutting of flux gives the rotor polarity which opposes the starting winding; therefore the starting winding is not needed after the rotor gets up some speed. Usually the starting winding is cut out by an automatic switch, at about two-thirds synchronous speed.

Now the power developed by the rotor is proportional to the amount of flux cut by the rotor bars and iron, to some extent. If the rotor is almost at synchronism there is very little torque being developed. When the motor is running idle the rotor will slip in and out of synchronism and can be detected by a slow changing of the hum given out by the motor. As load is applied the rotor slows down to the point where the flux cut will develop enough torque to overcome the load.

Now to make this motor hold in synchronism. We have just said that the bars cut flux and result in a torque on the shaft. If the rotor is held in synchronism there will no cutting of flux by the bars and therefore no torque and the rotor slips out of synchronism in order to get enough

and if enough counter torque is applied it will again run as a non-synchronous motor. The milled slots are milled out at the rate of one for each pole, six for a six-pole motor and two for a two-pole motor. Two-pole motors, however, don't work as well as four or six-pole. Running in synchronism, an entirely new action takes place in the rotor. Four definite or silent poles have been made on the rotor and these poles want to run in synchronism with the rotating field of the stator. As was said before, the bars cut no flux and now should have no effect; this is not al-




Fig. 3.

together true. The iron in the rotor now is practically the sole supporter of power for the rotor. The reluctance of the iron causes definite poles to be developed in the rotor. It can be seen readily that the more magnetism the rotor develops the greater the power in synchronism. Therefore for the best results, iron that has high reluctance must be used. In most cases the average motor will develop a little over half the power in synchronism that it does running non-synchronously before slotting. No general rule can be given for this, as different makes of motors differ.

Another feature develops, however. Sometimes the motor will not start, and one has to turn off the supply and turn the rotor a few degrees, whereupon it will start when the supply is again turned on. To obviate this difficulty the rotor is again taken out and copper put in the slots to replace the removed iron and copper. This will also cut down the windage losses. Now the rotor will start easily. This copper will also make the rotor hold into synchronism readily and cause the rotor to develop a little more power due to an opposing current flowing in these large bars, making more definite the polar regions on the rotor.

One experiment in which the motor was tried for synchronous speed with and without copper bars showed that it took twenty-five per cent less voltage to hold the motor in synchronism with the bars out than it did when they were in. This proves that the copper has some effect when the motor is running in synchronism.

Another feature developed: the motor




Fig. 2.

torque to overcome friction losses. Now the scheme is this. Remove the rotor from the motor frame and have four slots milled in the rotor about one quarter of an inch deep and five-eighths to three-quarters of an inch wide, on the quarters. See Fig. 1. Replace the rotor and immediately it will snap into synchronism

will heat very badly because the iron is overworked. To overcome this a large amount of iron is necessary in the rotor for the amount of power desired. That is the reason why synchronous motors are so large for the power wanted. About a one-half H.P. frame is necessary to get proper cooling and power for a one-quarter H.P. motor. However, for the intermittent duty any old motor will do for a radio gap ordinarily requiring about one-sixth H.P. One can buy a cheap quarter H.P. single phase, split-phase-starting, induction motor for about twenty-five dollars and make himself a synchronous motor that will answer all purposes. One can even rewind the stator without much trouble and the knowledge gained thereby will be well worth the trouble.

Figs. 2 and 3 show a synchronous motor

and method of attachment and adjustment for a gap whose stationary electrodes cannot be rocked. In order to get the condenser to discharge at the proper time the electrodes have to meet at the proper time. It is advisable to adjust electrodes for synchronism on low power, for it is easy to blow a condenser when adjusting a synchronous gap. To accomplish the adjustment with non-rocking stationary electrodes it is easiest to rotate the motor stator and frame in some manner as shown. Here the motor base has been slotted and a pinion with rack attached so as to give very close rotational adjustment to the stationary electrodes with reference to the movable electrodes and the peak of the charging voltage wave. Many other methods can be evolved by the industrious citizen radio enthusiast.

## A Midnight Visit to T. O. M.'s

By Gilbert E. Mears

I HAD just about decided to close up shop for the evening when a high clear note busted in and nearly cracked the diaphragms on the cans. Wow! Hastily laying the fones on the table I grabbed a pencil and proceeded to copy. Whoever it was was calling me and signed off "O.M." Shoving over my switch I answered and then waited developments. The msg was this:—"Cum over to my place right away. Address is—(I was sworn to secrecy on this point)—73 sig O.M."


Much mystified I put on my hat and coat and dashed down to crank up the old fliv. Proceeding to the address given I rang the doorbell and waited. With a buzz the door swung open and from the distance I heard a faint voice call, "Come on up." With a here-goes-nothing attitude I climbed the stairs and presently to my nostrils was wafted the odor of tobacco smoke, burned rubber and sulphur dioxide. Following the odor I came to a large room at the rear of the house. Peering in I saw a most wonderful collection of wireless junk, of a quantity and variety to make any ham's mouth water. At the table was seated a fellow in overalls who turned and beckoned to me to enter.

"Sit down and wait a minute. I just found a hole in the ether that I think I can shove a message through," he said.

Finding a convenient packing case in the middle of the floor I sank down upon it, not knowing what to expect next. Looking around in an awed manner I noticed that the room was literally crammed with wireless apparatus; all types and sizes of

sending and receiving sets, cases half unpacked, and bits of wire strewn all over the floor.

Suddenly he ceased his mad pounding of the key and swung around to face me. I could hardly describe his face nor his



"Suddenly he swung around to face me."

build for I could barely see him through the haze of tobacco smoke, coming from the enormous pipe he had in his mouth. I did notice, however, that he was wearing large blue glasses.

"Well, young man I suppose you are wondering why I sent for you to come here tonight, and who I am and so forth. I am known as The Old Man and I send in a contribution to QST once in a while.

This is my studio and workshop, and first of all I want you to swear that you will never reveal my address."

I solemnly swore that I would not and as I realized just who I was talking to, my mind began to travel at triple speed and I resolved that before I left I would ask SOME questions. I had just opened my mouth when he began to speak again.



"... has a habit of staying out and talking to his friends."

"Now I sent for you because you happened to be close by here and from all I can find out by listening to your spark you have a little intelligence. No, don't thank me. I want you to do something for me. Ask the questions that you think any amateur would ask about me and I will try to answer them. Then you can write in to QST and maybe that will stop so many fool letters from reaching them about me."

"Wwwwhy do you wear those blue glasses?" I began timidly.

"To keep the glare from the audions from hurting my eyes. Next."

"Where is your cat? Can I see him?"

"I just sent him to the drug store for some pipe cleaners. He probably won't be back before four o'clock as he has a habit of staying out and talking to his friends instead of paying attention to business, drat him."

"Is your CW set finished yet? I heard that you were going to build one."

"No, I am undecided whether to build one or not now. I find that nearly every ham in the U. S. A. is building such a set and just leave it to them. They'll have a decrement to CW before they are through. I know it, I feel it in my bones. I have a great hook-up for CW, though, and if I can get a license to send on 90,000 meters, I may try it out."

"Gee, let me have that hook-up, will you?"

"No, young man, it wouldn't do you any good. Only Marconi, Tesla and the Editor of QST could understand it."

"Don't you think that it is rather inconsistent to have that big sign up there, PEASE DO NOT SMOKE, when you are smoking that old pipe yourself?" I was growing bolder now.

"Oh that sign isn't for visitors, that is just a gentle hint to the motor generator on my telephone set, when I try to work the Pacific coast."


"Speaking of smoke, didn't I smell rubber when I came in here?"

"Most likely, I threw the eraser at the cat a short time before you came, and it landed on the quenched gap. I did not have time to take it off as I found a chance to get another one off the spindle at that moment." And he pointed at a huge spindle on his desk. It was about three feet high and was filled with messages.

"Did you get all those messages in the last few days?"

"Oh no," he said calmly, "I believe that the msg. on the bottom there is dated November, 1919. Some day before I die, I hope to have that spindle clean."

At this point we were interrupted. He spun around and began to pound the key again. I listened to the click of the key and heard him madly calling a seventh district station. The next moment he was telling ACX to "Pse QRT QRT ur decrement is rotten. R. L. will be after you." He listened intently and then with a howl tore off the receivers and strode up and



Editor's Note: We bet "ACX" knew what a "decrement" was art. after T.O.M. came back and explained!

down the room, tearing at his hair. "Wow! Blankety dash blank blank!— Can you imagine that. He called me five times, signed off nine times, gave me a million R's and asked if he came in QSA

now. And then he, he, he—"

"Yes, and then what?" I asked breathlessly.

"And then he said 'What is a decrement OM? I don't use one at this station.'"

I stood silent in the face of his fury. Quickly he crossed to the sending panel, removed the fuses and bridged them with No. 4 wire, shorted his transformer, and before I could stop him pressed the sending key. A roar filled the air, blue flames

shot across the room, and with a terrible crash—

I picked myself up from the floor and rubbed the back of my head where it had hit the edge of the bed, and then unlimbered the old "mill" to write of my visit to the OM before I forgot it.


Here it is. Some nightmare. Do you think there is really any chance of ever meeting the OM under better conditions than that? I *would* like to see what he looks like.

## Some Simple C. W. Sets

1 XX, the Radio Club of Brown University, at Providence, R. I., has a little home-made C.W. set which has been heard at many places up to 900 miles distant and which is extremely simple in its construction.

This is an alternating current C.W. set, the plate supply being 600-volt 200-cycle, obtained from an 8-pole alternator by driving it at abnormal speed. The emission, then, is I.C.W., but probably best receiving results are received by heterodyning the signal.

across C, a  $\frac{1}{2}$  mfd. paper condenser. If this condenser be much larger it will draw a heavy current from the line, and  $\frac{1}{2}$  mfd. seems the best value. The helix is the ordinary type with edgewise-wound copper ribbon, about 8 in. in diameter. About ten turns are used. VC is an ordinary .001 mfd. maximum capacity air condenser. Two VT-2's (Western Electric 5-watt "E" tubes) are used in parallel, their filaments heated from an 8-volt storage battery. Mr. Learned of 1XX points out that it is necessary to be careful in using such tubes



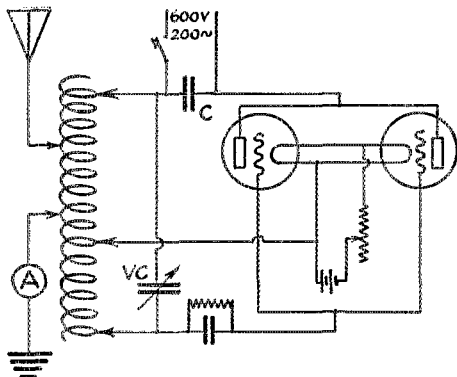
The aerial at 1XX is a flat-top T with a spreader in the center which is shorter than those at the ends, making it fan out and incidentally putting the capacity where it belongs. It is hung between a steel tower at one end and the ridge of one of the halls at Brown at the other, but unfortunately the snap-shots we have of the aerial and the generator are not good enough to reproduce.

The circuit is shown in the schematic diagram. The high voltage is connected

in parallel to make sure that the current paths to grid and to plates are the same for each tube, so that they may be sure to oscillate at the same frequency. The grid condenser is an ordinary .0005 mfd. paper receiving condenser, and the grid leak a 5000-ohm graphite potentiometer segment. It would be better to bridge the leak from grid to filament than across the condenser as shown, since in its present position the high potential is still able to find its way to the grid thru the leak.



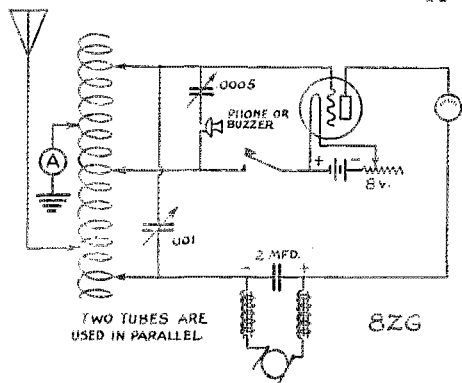
"E" tubes are rated at 375 volts but in a set like this where but one side of an alternating potential is used the tubes are idle approximately half of the time the key is pressed and of course cooling off all the time the key is up, so that a considerably higher potential may be used. However, if the helix is not adjusted correctly the variable condenser will break down



and the tubes will overheat, so in first adjusting it is best to use a lower potential, say 200 to 300 volts, and carefully watch the plates and grids and stop at once if they get red hot, as the VT-2's are not as rugged in this respect as the G.E. tubes. It is generally best to connect the antenna and ground clips to that portion of the helix forming the plate inductance rather than to the grid coil—the hookup shows the idea. The set will work on any wave length within the range of the inductances and capacities but greatest antenna current (1.5 to 2 amperes) is obtained with a wave length just a little higher than the fundamental of the antenna.

**8ZG, Salem, Ohio.**

8ZG is another of the 10-watt sets that has been doing phenomenal work. Rev. Manning's circuit will be seen to be almost identical with that of 1XX. The main inductance is a 28-turn helix of No. 6 copper




wire, 5 inches diameter, while the generator is an 1/8 h.p. 220 v. D.C. motor driven at 3000 r.p.m. and delivering about 400 volts. With two VT-2's, 8ZG has been heard in Portland, Me., and Port Arthur, Tex., 1060 miles, and is regularly handling traffic direct with New York City.

Such a set as this is simplicity itself, and with the photograph and the circuit diagram we do not see a thing more that might be said in explanation. We feel that such sets as this prove that anybody can build and operate a C. W. station with less fuss and more results than any other equipment.

**7AD's Cigar-Box Set.**

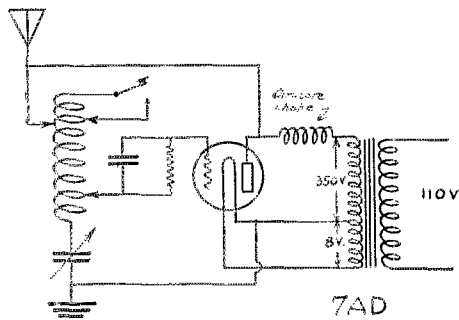
Recent mention has been made in the Operating Department's columns of the CW set of 7AD, F. J. Brott, in Seattle, which was kicking up quite a commotion in that territory. The queer thing about this set was that in spite of the noise it made it was completely contained within a cigar-box. Altho it has since slightly outgrown the c.b., it can still be put in one a little larger.



A snapshot of 8ZG.

Here we have the Colpitts circuit, with the plate supply secured by stepping up the 110 a.c. and signaling done by compensated telegraphy. Only one tube is used, a VT-2. The small transformer is closed core of 1 in. cross-section, with 770 turns of No. 24 wire for the 110 volt side and 2450 turns of No. 30 to give 350 volts for the plate, and 56 turns of No. 19 to give 8 volts for the filament. The tuning coil is 3 3/8 in. diameter wound with 40 turns of No. 14 D. C. C. shellaced, with two sliders that make contact with any desired turn. The ground condenser is a .0005 (max.) variable with the plates spaced a little wider than usual, while the grid condenser is fixed, consisting of two metal plates 5/8"x1 1/4" clamped tightly on either side of a piece of .005" mica. The choke coil is an L-750 honeycomb. The grid leak is a piece of red fibre 1" wide

and 2" long with heavy pencil lines on it, the adjustment of the resistance value being very critical. The key shorts 3 turns on the unused end of the coil and gives a working wave 8 meters lower than the compensating wave. The antenna current is 0.46 amp. and the note, Mr. Brott



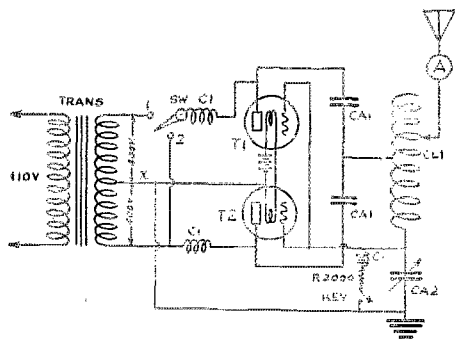
says, is like that of a child trilling and is pleasing to hear. The starting switch is arranged so that the filament is heated before the voltage is placed on the plate, which prevents the filament from "caking" and shortening the tube life.

Signals from this set have been copied by 6OL at Ukiah, Calif., distance from 7AD 800 miles.

As a probable improvement on the circuit shown we would suggest that the grid leak should run from grid to filament instead of across the grid condenser, and the ground from filament should be taken from the center point of the filament-heating winding rather than from one terminal.

**An A.C. Transmitter and a Receiver**

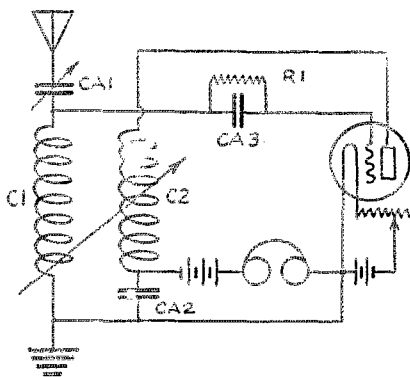
Mr. Roy S. Copp of Dayton, Ohio, describes his C.W. set to us in the diagram herewith. This set also operates on stepped-up a.c., and uses one Marconi V.T. on each side of the cycle, the transformer



giving 400 volts on either side of a center tap. As here shown the set is designed for audio (non-oscillating) reception. The drawing is almost self-explanatory. Main inductance CL1 is 30 turns of No. 14

bare wire on a 4" diameter tube, spaced, with two sliders. The blocking condensers CA1 each consist of 20 sheets of mica 2"x4", with slightly smaller foils. (Any capacity above .002 mfd. that will stand the voltage will do.) The air-core chokes C1 are important, to prevent the r.f. backing up thru the transformer. They consist of 200 turns of No. 28 cotton or enamel-covered wire on a 2" spool. CA2 is an ordinary 48-plate variable and the grid leak for the set described is 2000 ohms, altho it would better be variable. Note that another C1 choke is inserted in series with the grid leak. This oscillating circuit is also the so-called Colpitts, and the arrangement is very similar to that described in the December QST.

The switch SW, on Point 1 utilizes a half of each cycle on each tube, while on Point 2 the tubes are paralleled and during one half-cycle both tubes function; during the succeeding half-cycle both are idle. Point 1 therefore gives a tone double that on Point 2. We wish to reiterate, however, that for non-oscillating



reception the arrangement provided by having the switch on Point 2 is much more satisfactory. The use of both halves of the cycle is superior, we consider, but not for audio reception. Its use is for heterodyne reception, since as explained on page 52 of February QST, the insertion of a choke in the center tap as at X will so flatten out the supply voltage that the output from the two half-cycles will overlap. That is our idea of how to do it—our idea, in fact, of the way to operate a C.W. set on A.C. Use this scheme of supplying voltage where there is a separate tube (or tubes in parallel) for each side of the cycle, and then introduce a large choke in the common lead so as to flatten the input wave to produce overlapping. Altho still modulated at the supply frequency to some extent, it will nevertheless heterodyne beautifully. It should be borne in mind that there will be a considerable voltage drop across an adequate iron-core

choke coil and the initial voltage across each side of the transformer should be made high enough to compensate for this. For an experimental set the secondary of the transformer could well be tapped to give various voltages.


The average regenerative receiver is hard to adjust to receive C.W. signals and so Mr. Copp gives us a description of his very simple regenerator which works with remarkable ease in heterodyne reception. The set described has a range of

175-600 meters, which of course could be increased by increasing C1 and taking off taps. C1 as used by Mr. Copp has 30 turns of No. 24 DCC wire on a 3½ in. tube, and C2 is of 30 turns of similar wire on a 3 in. form rotating within C1. C2 of course is a tickler. Tuning is accomplished by the 43-plate variable CA1, and aside from this there is but one adjustment—the tickler coupling. CA3 is the grid condenser and CA2 is a by-pass, in this case a duplicate of CA3.

## The Amrad Transcons

**A** LONG about midnight when the DX owls climb on their perches and hoot, did you ever hear a message prefixed "AMT" come pounding through on that indefinable synchronous note? Mebbe you did and mebbe you didn't but whether you did or didn't the explanation of that innocent little 'gram is now running at large in every district. It seems that the Amrad people have been operating a little private transcontinental line all their own. And any message prefixed "AMT" travels only on the Quenched Gap Limited.


It wasn't that the Amrad Gap men caught a bad case of Transcon-fever during the A.R.R.L. relays; not that. They tell us that the first spikes on the Amrad Line were driven in last fall and it wasn't until the middle of February that the Limited was really fixed up and sent pounding across. Report has it that the first westbound Limited, scheduled to leave the Atlantic terminals on January 25th, never pulled out of the shack at 2PL. The



Operating Table at 2PL.

hostlers to receive her at Cleveland and Chicago were out on strike for more juice plus a bonus of 2 Dubilier Condensers for eight hours overtime. (They got the juice but still await the bonus.)

The Eastbound Quenched Gap Limited on January 25th fared better, pulling out of the Roebuck terminal at Santa Barbara on schedule time 12:30 P.S.T., taking water at Douglas, Ariz., and Roswell, N. M., before shrieking into Stromberg, Nebraska, ten minutes later. Here the effects of a




Transmitter Cabinet—2PL.

sympathetic strike were encountered, Nyquist's power being cut off for 20 minutes. 9AFX "hunted" for an eastern Amrad station but as none could be found gave the AMT to 9VA who passed to 8FT. Meanwhile, 2PL tore a hole into the West in search of the derailed East-bounder and after consulting 8KM and 9BP, switched to 8FT who forwarded the following messages from Roebuck at 6:10 a.m. E.S.T.—"Sixth district stations show higher audibility when using quenched gaps."

This ended the first run of the Amrad Quenched Gap Limited—towed into port by two rotaries after forging across two thirds of the continent in fast time. "Never again!" said the Eighth and Ninth District strikers, who hustled back to their keys without requesting an armistice. Nor did two heavy onslaughts of demon static coming on test nights Two and Three shake their determination to fire the Limited to the last pound of steam.

On February 15th, at 2:00 a.m. E.S.T., 1XT, 2PL, 3VV, 8ML, 9PV, 9AFX, 5ZA, 6GI, 6DK and FD were dancing on their

bound AMT #15 to 9PV who passed to 9AFX, to 5ZA, to FD. The elapsed time was 28 minutes to be exact. 1XT passed also to 8ML who passed to 9PV. Coming East, the Limited travelled via 6GI, 5ZA, 9AFX, 9PV- to 2PL, a second section stopping momentarily at 8ML, curious to know how he got that tone. Heavy drifts of static east of Chicago did not seem to impede the Limiteds in their course.



2PL's Transmitter.

keys and between pauses in QRM conducted the three Quenched Gap Limiteds from ocean to ocean. 2PL passed the first West-

The Amrad Transcontinental Line having made its debut and won its spurs, will take its place in organized Citizen Radio. Additional stations are being appointed, branch routes are in process of formation, monthly Amrad tests are already scheduled and it would almost seem that a lusty grandchild has been born to the bearded A.R.R.L.

What will the Old Man do to his cat when he reads that half a dozen comparatively obscure spark stations boasting 60 foot aerials and 700 watts input, put over a transcon with quenched gaps under average QRM conditions?

## Tuning Honeycomb Coils

By Anthony D'Amico, 2QW

**A**FTER reading Mr. A. Novice's article in the January QST calling for more information on honeycomb coils I decided to give to the amateurs through QST my data that I had collected after months of careful experimenting and sitting up late at night. The honeycomb coils manufactured to-day I must admit are very good indeed for long distance receiving on long wavelengths, but for amateur work or receiving on short waves I advise the user to bury them and use them as a ground, for they might be efficient as a ground.

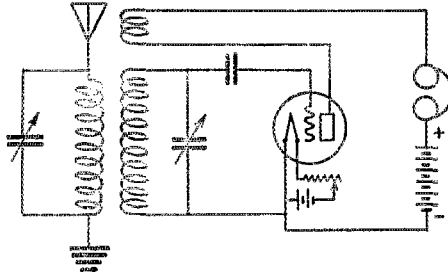
I have read Mr. Groves' article in the March 1920 QST several times and I must give him very much credit for designing a receiver with which his marvelous results were obtained as he stated in his article on honeycomb coils.

With the aid of my partner and co-worker, Mr. Joseph Murray, I designed a simple receiver utilizing the tickler coil and using honeycomb coils for tuning. We are not doing much transmitting here but we devote most of our spare time to receiving.

Our antenna is medium size, consisting of two wires 90 feet long and about 75

Station	Wave Length	Primary Condenser Reading	Secondary Condenser Reading	Primary Coupling	Tickler Coupling	Primary Coil, L	Secondary Coil, L	Tickler Coil, L
FL (1)	8000	20°	26°-27°	3/4"	1 1/2"	600	750	1000
NPM (2)	9500?	50°	40°	1 1/4"	4"-5"	400	750	1250
POZ (3)	6500?	48°	25°	1 1/4"	1"	400	750	1000
POZ (4)	12600	40°	18°-19°	1 1/4"	1/2"	750	1250	1000
BZR	5000	10°	3°-4°	1 1/4"	very close	600	750	400
NAT	5500	22°	12°	1 1/4"	1 1/4"	600	750	400
NBA	7000	0°	28°	1 1/2"	1 1/4"	600	750	400
NPL	9800	10°	10°	3/4"	1 1/4"	750	1250	1000
NPL	9800	20°	62°	1 1/4"	4"-5"	400	750	1250
IDO	11000	0°	12°	1 1/4"	1"	750	1250	1000
LCM	12000	0°	21°	3/4"	very close	750	1250	1000
YN	15500	0°	32°	2"	very close	1000	1250	600
NZR	11000?	40°	12°	3/4"	1/2"	750	1250	1000
WSO	12000	40°	20°	3/4"	1 1/2"	750	1250	1000
NSS	16960	50°	52°	3/4"	2"	750	1250	1000
LY	23410	60°	70°	3/4"	very close	1250	1500	1000

feet high, and is L shape. For tuning we use two .001 mfd. condensers, one in shunt with the primary coil and across the secondary. Rheostat, potentiometer, honeycomb coil mounting and a Moorhead tube complete the receiver. We have a two step amplifier which is used for amplifying weak signals. I will not go into further



details on the construction of the receiver as I have written this article especially for the amateurs who have gone astray on the use of the coils. With our one tube set we have copied NPM, a distance of approximately 6,500 miles, and all the European and American arcs, with ease and readable. We give below the circuit used by us and a list of the most import-

ant long wave stations we receive. We also show the primary and secondary condenser readings, the size coils, and the amount of couplings used.

It must be kept in mind that when receiving arc stations on long waves there are always two points on the secondary condenser where a station will be heard. I have given the reading where signals came in best and free from QRM.

I would like to hear from amateurs who make use of the above information.

#### Notes to Chart

(1) I found that using a larger tickler signals came in a little louder. FL works BUC (Budapest) between 7:30 and 8:30 p.m., 75th Meridian Time.

(2) NPM works NPN between 2:30 and 3:00 a.m., 75th Meridian Time.

(3) POZ sends press in English on his 6500 meter wave. He can easily be distinguished, for when sending "px" he repeats each word.

(4) POZ sends all his traffic on his 12600 meter wave. Can be easily recognized by the following preambles—"Bln" for Berlin; "Dzg" for Danzig; "Bmn" for Bremen. For example: "rg 465 Bln, to WSO", etc.

## QRM and The Relay Game

By J. F. Scholtes, 9AR

**H**ERE it is again, the eternal subject of QRM and regulation of traffic. Fellows, this is getting to be a serious proposition and one which must be regulated in the very near future. Nowadays a fellow can hardly start to clear any traffic before 1 or 2 A.M., all because of QRM, most of which is unnecessary. Is it necessary to call DX stations ten or fifteen times without an interval? Or to call stations a thousand or more miles away when you know it is an impossibility to carry on successful communication any length of time with him unless it happens to be 4 or 5 in the morning?

The following is an idea of perfect relay station operation. The place: Chicago, because of its central location, and therefore one place where an outsider would think the worst QRM in the country must be experienced. The outsider does not know and seems you can't convince them that there is absolutely no local QRM after 10 P.M. I recently had an out-of-town radio man at the station about 11 P.M. one night and he remarked to me how quiet the air was and asked "where are all the Chicago radio men tonight? How is it that 9AU

is the only one transmitting tonight?" When told that the rest were standing by waiting for 9AU to clear, he could hardly believe me. "How do you do it," he says; "out in the town I come from everybody transmits at once". "Yes", I said, "and hardly any of them ever clear any traffic". That's just what's wrong with most of the large cities in the United States—they simply have no co-operation among the local stations. Getting on the job in Chicago at say 10:30 P.M., what is heard—possibly a local station calling or working some DX station, and dozens of other stations in the first, second, third, fourth, fifth, eighth and ninth districts. Most of these stations have no traffic for relay; they are on mostly for pastime and enjoyment in establishing communication with a distant amateur, and thereby are causing quite a bit of QRM to stations who have traffic to relay. If we eliminated the stations that have no traffic, the relay stations would increase their efficiency at least 50%. Of course we do not want to eliminate these stations, but why can't we set aside special hours for the operation of stations who take no active part in relay work—say from 9 P.M. until 11 P.M. for

stations to experiment in distance work, no relay traffic to be handled, and after 11 P.M. for relay work only? Why not have a set of rules adopted as used in Chicago? These rules certainly have proved a great success for the regulation of local traffic why, then, cannot national traffic be regulated likewise? Wouldn't it help matter if we had two periods of DX hours—say from 9 until 11:30 P.M. first period, and from 11:30 P.M. to 6 A.M. the second period, all stations working the first period being asked to QRX the second period and vice versa? This certainly will greatly help matters and reduce QRM in a great degree.

How about the "Chicago Plan", as it is called? Why not have a set of rules drawn up for the whole country with an A.R.R.L. Board as the Executive Council? You undoubtedly know of the great success of the Chicago Plan, and this system of local traffic regulation is being put into use in a large number of cities throughout the country. What was Chicago a year ago? QRM from morning until night, with hardly a chance to clear any traffic unless you sat up until 4 or 5 A.M.—and now? Local QRM is entirely eliminated, and I am not afraid to say that Chicago today has the finest organization of amateurs of any city in the world.

Now that the local QRM has been taken care of the question of DX QRM is before us. Considerable trouble is being experienced with QRM from DX stations. How are we going to eliminate this? A broad wave is one of the main causes of this QRM. Many who were at the St. Louis Convention heard a fine talk on the advantages of a sharp wave. Why not make your wave sharp? Is the primary of your oscillation transformer nailed to the secondary? Why not pull 'em apart? Even though your antenna current drops, it does not mean your range is less. You will be surprised at the results you will get using 8 to 12 inch coupling where you used to have only 3 or 4 inches (between packages).

Another thing we want to get rid of is the CQ signal. Is it necessary to send out a long string of CQ sigs. every night? Many a time while copying a msg. QRM will come in from one of those long drawn out CQ's. If it must be done, why not make it snappy? Also in calling another station don't keep on calling for five minutes at a stretch; give your transformer a chance to cool off.

Here is a question to think over fellows: What causes QRM? And here is an answer: Practically all QRM is caused by the operator not thinking before transmitting. Think it over, fellows. How many of you when sitting in some night hear a DX station call "CQ"? The minute

this man puts the last dash on the "K", you start right in to call him, without thinking of the many things you should think of before going ahead. Many and many a time has QRM been caused by the failure of the operator to think properly before he starts to transmit.

Talking about conditions in general all over the country, I was handed a copy of a Baltimore local publication called "The Radio Condenser", and here are a few lines contained therein: "The Radio Condenser could be filled with articles on interfering, jamming, local QRM, etc., but what could we do and how far could we get? With the gang of local QRM hounds in Baltimore we could start nothing short of a baby revolution—bolshheviks over night." Is it that the fellows do not want the traffic regulated or is it lack of organization? In my opinion it is the latter. I can't see why any sane person should object to certain rules which would make local and DX conditions 100% better. Say you were in a city containing a hundred or more large amateur stations, and had no traffic rules, no organization, everyone transmitting at the same time, and no one doing anything but making a lot of noise. Would you prefer those conditions to that of a well-regulated city where even though there are a hundred stations each and every one of them gets his chance to work and no local QRM is caused?

Let's get the gang together; we have national organization in the A.R.R.L. why then cannot we have a National Executive Council, for the making and administration of national traffic rules for the amateur, the rules to be drawn up by the council, and to be rigidly enforced by A.R.R.L. men all over the country? This is a serious proposition and with the coming of hundreds of new men into the field day by day it must be handled carefully.

## To Ships' Operators

The Bureau of Standards radio laboratory would like to receive from ships' operators, information as to signal fading and also as to "dead spots" at sea. The information to be valuable should state positions, time of day or night, wave length, strays, date; also, if possible, the particular station heard. General comments are, however, not out of order.

Some very excellent information of this type has been received from Mr. M. B. Lowe, formerly of the "Copponame" of the United Fruit Company, now of the "Ellis" of the same line.

The Bureau is particularly anxious to receive data on signal variations, etc., when both the transmitting and receiving stations are ships and there is no land within

many miles of any point of the path traversed by the waves. There is practically no information available on radio transmission which is entirely unaffected by land conditions.

Letters should be addressed to "Radio Laboratory, Bureau of Standards, Washington, D. C."

### April QSS Schedules

**F**OLLOWING is the transmitting schedule for the April Fading Tests, taking place every Tuesday and Thursday night on 200 meters, starting times being shown in Eastern Standard Time:

- 10:10 1AW Non-sync. spk.
- 10:20 3XF I.C.W. (Note 1)
- NSF I.C.W. (Note 1)
- 10:30 9ZN 60-cyc. sync. (Note 2)
- 9ZN 500-cyc. quen. (Note 2)
- 10:40 9LQ 60-cyc. sync.
- 9ZJ 210-cyc. sync.

(Note 1: The I.C.W. of 3XF and NSF will differ in pitch and tone qualities. Note 2: 9ZN will operate two sets synchronously on the same wave, each having its own antenna.)

All stations are asked to co-operate by policing the air for absolute quiet during these tests. Remember, there is an observer near you.

### Records

**I**N amateur history pre-war 2PM, New York City, is popularly credited with having been heard on three consecutive nights in Los Angeles shortly before we entered the war, but we have never been able to verify this. Pre-war 2AGJ at Albany is likewise credited with having been heard by a ship off Lower California, Mexico, probably a greater reach. Since the reopening numerous Central Division stations have worked ships off northern South America, but of course all such records fall before 2RK's Algeria and Pernambuco achievements. However, it is very interesting to note that in recent months many of our stations are getting out across distances right in our own country which are decidedly unusual. We do not believe that such records foretell the handling of relay traffic over vast jumps, but they are a commentary on our individual progress in transmitter and receiver efficiency.

Just to put it down in black and white for history to see, we wish to chronicle the following recent records which have come to our notice:

6EA, Los Angeles, heard by 2KF, Irvington, N. J., Jan. 4.

6ER, Los Angeles, heard by 8ZY, Defiance, O., during February.

6GO, Oakland, Cal., heard by 2KF, Irvington, N. J., Jan. 4.

6JD, Los Angeles, heard by 8ZL, St. Marys, O., Jan. 17.

6ZK, Sunnyvale, Cal., heard Jan. 15  
8ZY, Defiance, O., and 2TT, New York City, heard on Feb. 17 by 2Kf, Irvington, N. J.

6ZR, Burlingame, Cal., heard by 8ANK, Pittsburgh, on Jan. 16, and by 8FQ, also Pittsburgh, on Jan. 29.

7CC, Moscow, Ida., heard at 8ZY during February.

7ZJ, Vancouver, Wash., heard at 8ZY during January.

8XS, Lansing, Mich., copied by 6AK, Walnut Grove, Cal., Jan. 20.

8ZR, Mansfield, O., copied Jan. 19 and Feb. 24, respectively, by 6EJ and 6AK of Walnut Grove, Cal., and on Feb. 12 by 7ZJ, Vancouver, Wash.

8ZS, Wakes-Barre, Pa., reported Jan. 18 at 6AK, Walnut Grove

9EL, Council Grove, Kan., copied Jan. 27 at 6EC, Anaheim, Cal., on one tub and aerial 25 ft. high.

9ZJ, Indianapolis, copied on QSS test by 6AK, Walnut Grove, Jan. 27.

### Old Loose-Couplers as Regenerative and Autodyne Receivers

By R. R. Ramsey.

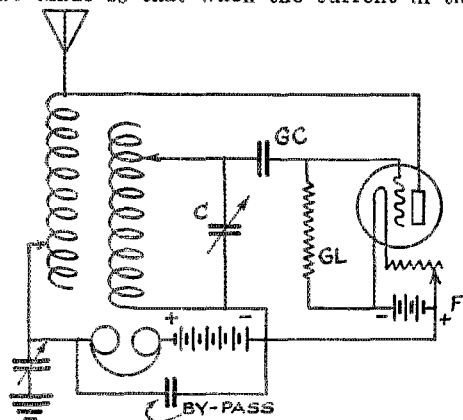
**P**ERHAPS it may be of interest to those who have old apparatus and who do not have the time to build or the money to buy more modern receivers, to call attention to the fact that the old fashioned two coil slide tuners can very readily be used with a bulb as a regenerative receiver, as an oscillator, and therefore as a self-heterodyne receiver for C.W. telegraphy and wireless telephone. The accompanying sketch will show the connections.

"Pri" and "Sec" are the primary and secondary coils, respectively, of the "loose-coupler." The terminals of the secondary are connected to a variable condenser C. One side of this condenser is connected to the grid terminal of the tube. A grid condenser G.C. may well be inserted, with the grid leak, GR. The other side of the variable condenser is connected to the filament of the tube at F. The negative terminal of the B battery is also connected to the filament at F. The positive terminal of the B battery is connected thru the telephones to one terminal of the primary coil, (ground terminal, say) and the antennae terminal of the coil is connected to the plate of the tube. A by-pass condenser is placed around the telephones and B battery.

The primary coil is made to do double duty, both as primary coil proper and as



"feed back" coil. The connections must be made so that when the current in the



secondary coil runs towards the grid of the tube, or rotates clockwise in the secondary coil, the increased current of the plate circuit will rotate anti-clockwise in the primary coil. The right connections are determined by experiment. If the tube will not oscillate, interchange the connections to the primary coil so as to reverse the direction of the current through the primary coil. The circuit oscillates best when the primary and secondary circuits are tuned to the same wave length. The degree of coupling can be determined by experiment.

While using a home made coupler, maximum wave length 1500 meters, and two tubes, I have heard at Indiana University 2XJ phone and a conversation between 2HKI and KQO, all three phones being very distinct.

## A Chance To Help Your A.R.R.L.

**F**ellows, this A.R.R.L. of ours is going to raise forty five hundred dollars in hard, cold cash by May 1st to pay off the bonds that were sold to get our QST started two years ago. We've got a good-sized chunk of it in hand right now of course, and we're asking our advertisers and newsdealers to help us by paying up their bills promptly, but it's going to be a pull and we want you to help. If every member of the A.R.R.L. will get just one radio bug who is not a member to join the League, the ready money that will come in will do the business at once.

So the general order for the first half of April is "Every member get a member." Your quota is **one**. Will you go out and nail that neighbor of yours for the A.R.R.L. and send in his application on the blank below? It will be a big help that will be much appreciated.

If you purchase QST on the newsstand and aren't a member of the League, send in the blank and join, and QST will come to your home every month.

USE THIS COUPON

American Radio Relay League,  
Hartford, Conn.

For my quota in the A.R.R.L. April Drive I enclose \$2.00 for which please enter for membership (including QST) for one year.

(Name)

(Street or Box)

(City and State)

Secured by

# EDITORIALS

## de AMERICAN RADIO RELAY LEAGUE



### Help the Cops.

**I**N several cities, notably New York, Dallas and St. Louis, information is being broadcasted nightly concerning stolen automobiles, and surrounding amateurs are earnestly requested to aid the scheme by copying the data and transmitting it to their local Chief of Police. We told about this in our February issue, and since then the transmitting stations in these cities have been banging 'em out every night. Are you doing your part to make this idea a success? The effort will be small and if we deliver good snappy service on this thing we will bring Citizen Radio further into public appreciation.

In New York in particular we have an opportunity to make an impression. There the police's own station, KUVS, sends out the broadcasts at 7:30 and 11:30 nightly on 400 meters. The police in all the surrounding towns have already been advised to watch out for reports coming via Amateur Radio, and they are waiting—patiently. Some evening one of these Gotham stick-me-up's is going to rake in a bushel or so of diamonds that don't belong to him and depart in a westerly direction in somebody else's chariot. Then the alarm will go out, and if Amateur Radio can do its part, the cops will be thick as flies in every surrounding town, and our friend will be picked up before he gets very far. There will be a little personal glory in this too, if that counts. Will you be the one? Help the cops.

### Going Down!

**H**OW'S your wave length by now? Do you wish we would stop talking about it? We'd like to, but really we can't as long as the situation remains as serious as it is. Although 3DH is still the outstanding example of how long a wave not to have, many stations have succeeded in dropping theirs, and things look much better. 1XM and 2RK are actually moving traffic on schedule between New York and Boston on waves of 199 and 209 meters, respectively, where QRM on the average amateur tune of around 210 makes it impossible—nobody else home on 200.

Who is it so busy these days logging amateur wave lengths? Somebody is, and

on some eventful day of days that little bit of information, including the logs that every Navy station keeps, will be read into the record as evidence of how we amateurs obey the law. It will be the truth probably, and there's just one way to offset it: get busy right now and between this day and that, whenever it may come, get all our waves down where they belong so that we can present a clean front on the day of judgment.

Do your part—get down yourself.

### Conventions.

**W**E are in an era of radio conventions. One who has been unable to attend one can not appreciate how fine a thing they are. There is nothing that so spreads the cement of fellowship as getting together with the bunch and meeting personally the men you have known only by their sparks. There's not a one of us without dozens of friends made thru the air, and we tell you that it is certainly a pleasant feeling to meet these chaps face to face. So let's have more conventions, and more. They are fine.

And don't forget the big national one in Chicago this coming fall—the First National Convention of the A.R.R.L., our dream of years. We'll be there from every state in the Union, and it will be worth a year of your life to attend. Detailed announcements will appear soon in QST—save your money.

### QRX for QSS Tests.

**T**HE fourth and final series of Bureau of Standards—A.R.R.L. Fading Tests will be held on the Tuesday and Thursday nights of the month of April, beginning at 10 p.m. E.S.T. and lasting a little over an hour. We again request all our friends east of the Rockies to stand by during these periods in order that the important data can be logged for study. There are observers within your QRM range, and your transmission will surely "bust" them, so we ask that you keep your transmitters silent during these periods.

During the January tests there were several instances where records were spoiled but it always turned out that

the interference was unintentional, the "offenders" either not knowing or forgetting that QSS Tests were going on. So pass on the word, fellows, and let's have a perfect score for our Bureau this time.

The January tests were very successful, several new kinks being introduced. The most important was the division of the recorders into two groups, with the transmitters sending synchronously in pairs on different wave lengths, each group of recorders copying a particular station. This gave records on simultaneous fading on different wave lengths, a feature not covered by the earlier tests. In the coming series the two-group scheme will be used again, but this time the transmissions will probably be on about the same wave, tone variations being depended on for reading. And it is expected that a real 200-meter wave will be used. (Take a good look at it, some of you!)

The records secured in these tests are being analyzed by the Bureau of Standards and each series covers certain new angles of the problem brought to light by study. When the work is completed we can expect that the Bureau can tell us (and incidentally the world at large, for the whole scientific world is watching us) just what makes our signals fade. We are doing a good piece of scientific work, and we are proud that we can assist the Bureau. Let that knowledge be your compensation while you QRX for the April Tests. We thank you.

### The Third District.

A NOTABLE piece of amateur business was accomplished at the Philadelphia Convention in the adoption of a plan for organizing the district to secure effective co-operation among the various interests. It was our pleasure to be present at the discussions leading up to the adoption of the plan and from the admirable spirit of co-operation shown by everyone we are confident of the success on the plan. In addition to purely amateur matters such as a division of hours, it will provide for the appointment of certain good amateurs to act as Deputy Radio Inspectors, assisting the Department of Commerce in the enforcement of the laws. This is a duty which we amateurs have long volunteered to undertake and by which we feel that we have much to gain. The institution of such arrangements in the Third District amounts to a trial of the scheme, and if it is successful we may expect that it will be taken up in the other inspection districts. We therefore urge good A.R.R.L. men throuth the district to give the plan their heartiest support when it comes up for action in their territory.

### Our Goat.


EVERY now and again somebody says something that gets our goat. It happened again the other evening when a poor benighted creature disclosed the appalling fact that he had never heard of our A.R.R.L. He did not know that amateur wireless was anything but a toy for a few boys in short trousers. He had heard of George Washington, Napoleon Bonaparte, Mr. Marconi and Al Jolson, strange to relate, but he had not the slightest notion that private citizens were communicating with each other across the country by means of amateur radio. Our great Trans-Continental Relay was seriously doubted by him, and when we got hot and made him listen to the whole story of A.R.R.L. he was amazed, and wondered why the newspapers did not mention such wonderful things.

We do not appreciate what big things we are doing, fellows. It requires an experience like the one mentioned above to thrust it home upon us. That Trans-Con was a mighty big thing. Not only was it a most wonderful thing to have sent several messages across the continent and had the answers back in from six and one-half to twenty-three minutes, but it was also a very wonderful piece of organization work. Just think of what we did that eventful night! It seems hard to believe. All of you fellows co-operated and stood by while the few stations selected to do the job went ahead in clear air and put it over. Think of getting clear air all the way from Hartford to San Francisco and Los Angeles! But that was what we had. It was simply thrilling, that night, to sit in and realize that 1AW was talking with 9ZN, just as though he were on the other side of town, and that 9ZN was doing the same with 5ZA at Roswell, New Mexico, and that the latter was doing likewise with 6ZK and 6JD on the Pacific Coast. Schnell was at the key at 1AW and before he started the messages he wanted to know positively that each station was QRV all the way across. Matty at 9ZN was heard to ask a few fellows to please QRX for the Trans-Cons and we heard each fellow say "OK, OM will QRX". We could not read 5ZA, although we could hear him at 1AW, and he evidently was doing the same. On the Coast they were doing likewise, probably, for in a few minutes Matty came back in his nervous staccato, "OK QRV all the way across OM SHOOT". Schnell shot a smile at the writer and Mr. Maxim and let the first one go. Matty gave a snappy "R" and immediately was slamming it to 5ZA. Not a sound disturbed the ether during this and the messages which followed, and we

(Concluded on page 47)

# The Operating Department

F. H. SCHNELL, Traffic Manager  
1045 Main St., Hartford, Conn.



**A** GRAND total of 9793 messages is reported for this month, but there are many hundreds of stations that have not sent in their reports. New York City with its great number of amateur stations is not among those present, and we feel more than confident that this city alone has handled at least a thousand messages which should be included in our report. Efforts to have the New York amateurs turn in their reports seem futile. Perhaps they are so busy handling traffic that they have no time to make out reports. For the third time in succession the honor position goes to a Central Division Amateur for handling the greatest number of messages, and reporting them.

\*\*\*\*\*  
MR. J. W. KAUFFMAN  
8IK—Central Division  
302 Messages.  
\*\*\*\*\*

**C.W.**  
C.W. is already playing the part that was predicted for it. When spark stations fail to come thru the QRN, the C.W. stations are moving traffic without very much difficulty. One of the most reliable routes we have from Boston to the west is via 1AE, 2ZL, 8ZV, 9XI, and 8ZG. After traffic reaches the middle west, it is further distributed via 9XM, 9ZN, 9PQ, 9XZ and 9ZB. 2ZL is probably the most powerful of the C.W. stations and works to the south and southwest with ease, while our sparks struggle along thru the QRM.

Results are so promising that the time is here when we must have C.W. transcontinental routes. Accordingly, we earnestly request information on C.W. stations who desire appointments for this work. Apparently this will be our solution for summer relaying. Here is an opportunity for you if you have a C.W. station. Many of you will doubt the consistency of these C.W. stations, but it is only because you do not listen for them. Spare the spark for an evening and listen in about 9:30 p.m. E.S.T. and be convinced. Do not forget that it is necessary to have your

tubes in the receiver oscillating to achieve results.

### Alaskan Division.

For the first time in a long while we have a report from the Alaskan Division. Surely there are stations in Alaska that will eventually handle traffic from the States. We appeal to those amateurs in Alaska to communicate with their division manager, Roy Anderson, Box 206, Ketchikan. Mr. Anderson has some very interesting news for you.

The reports follow:

### ATLANTIC DIVISION.

C. H. Stewart, Mgr.

Regret to advise that again no report has been received from the Northern Section (N.Y. and N.J.) except that a carbon copy of report of Dist. Supt. Southern Jersey has reached the Division Manager, and is herein incorporated. This state of affairs is one that cannot continue to exist, and must be corrected, and with that end in view will receive the early attention of the Division Manager.

Mr. M. Frye, Dist. Supt. Southern Jersey, reports that traffic is being handled in his District in better shape than at any time during the past year. Branch Line "A" (Philadelphia to Shore resorts) is in active daylight operation. A number of new and efficient stations are in operation, and almost without exception the older stations have greatly improved in efficiency and reliability. Traffic from Atlantic City and Shore resorts is delivered in Philadelphia almost invariably within 24 hours.

The following official stations have been appointed:

- 3FB—Wm. Jordan, Atlantic City, N.J.
- 3EH—Messrs. Phillips and Densham, Collingswood, N.J.

and these stations have done very excellent work during the past month.

The total traffic handled by League stations in this District was approximately 225 messages. The following stations are worthy of mention for having done excellent relay work: 3ACM, 3EH, 3AAN, 3BA, 3FB and 3NR.

Daylight communication has been established by several stations in this District with Wilmington, Del. Tests have been

carried on by the station of the Dist. Supt. to establish daylight communication with stations in Central Pennsylvania and Southern N. Y., but to date no consistent connection has been made, although several stations have reported hearing the test signals and likewise several stations have been heard at the station of the Dist. Supt.

Report received from the Western Pennsylvania District shows that the following stations have been added to operating personnel since the last report was made, viz: 8ACF—Washington, Pa.; 8PN and 8HY—Vandergrift, Pa.; 8VG—Freeport, Pa., and 8HA at New Castle, Pa. The latter station has broken the long distance record for official stations in this District.

Stations 8DV and 8RQ were out of operation the larger part of the last thirty day period. Altho 8RQ handled 138 messages last month most of which were between 300 and 800 miles. Mr. Carson connects up with Chicago—Boston—New York—Washington—and Toronto Canada, mostly thru 9UH and 8FT. 8MT at Uniontown, Pa., has not been heard for several weeks. All other stations in this District are handling traffic regularly. At Washington, Pa., 8JQ is again on the job and is working DX regularly.

After many months of waiting we have at last hooked up with a station between this District and Central Penna. Headquarters, namely, 8XE, State College, Pa., with whom several of our stations have been working night, though experiencing bad fading, which was the same trouble which was had with signals from 8BQ and 8ABD. On account of this fading 8XE works western traffic through 8WY at Cambridge Springs, Pa., and Pittsburgh traffic is then passed down Trunk Line No. 2. 8WY is handling north-bound traffic to Cleveland and Buffalo regularly, thus affording a reliable connection between Trunk Lines "A" and "B". A few more good stations north of 8WY or north of 8HA (New Castle, Pa.) could be used to good advantage, and stations capable of handling traffic are requested to communicate with the Dist. Supt.

Reports of messages handled are meagre, but 8ZD reports 182.

District Supt. Central Penna., Mr. H. M. Walleze, Milton, Pa., gives a very clear idea of the conditions in his District. 8ABD is getting in trim for real work, having been forced to relocate his station several times. 8BQ, the station of the Dist. Supt. at Milton, Pa., hopes to be able to reach out. Operator Rile of 8XE has been doing some excellent work, and has recently handled a great deal of traffic in all directions except to the south, in which direction he seems to have trouble, al-

though he has been able to connect up with 3EN at Norfolk on numerous occasions. It is important that a station be lined up between 8ZD (Pittsburgh) and 8XE, as the fading conditions in this section of Penna. are peculiarly bad. The necessity of such intermediate stations is emphasized by the fact that on account of State College being closed during the summer months it will be hard to keep Trunk Line "B" open during the summer over the distance between Milton and Pittsburgh on account of the fading conditions mentioned. Good reliable stations are needed in both Harrisburg and Sunbury, Pa., particularly for the purpose of connecting up to the Northern and Southern routes of Trunk Line "B" which it has all along been the intention to establish, so as to give two routes through Pennsylvania, and a possible alternate connection to Baltimore and the South.

The Dist. Supt. for Eastern Penna. reports that he is without a report from the Traffic Ass't in charge of the northeast section, and on this account is without information as to progress in that section. In this Dist. the following official stations have been appointed:

3HX—Roy S. Fisher, Tacony, Phila., Pa.  
3BG—Paul C. Peterson, Folcroft, Pa.  
and both of these stations have done excellent relay work, and are valuable additions to the relay system. Official station 3WX (Lancaster, Pa.) reports communication with 3ABP (York, Pa.) and also with 3ACS (Whitford, Pa.). 3ABP is QSO Harrisburg, thus establishing reliable communication between Phila. and Harrisburg, via Philadelphia and suburban stations to 3ACS, 3WX, and 3ABP to Harrisburg. The Dist. Supt., Mr. Place, is in search of a City Manager for Philadelphia, as that city is an important one inasmuch as it is on Trunk Line "D" to the South and is the Eastern terminus of Trunk Line "B".

Little activity is reported from Delaware with the exception of 3OB at Wilmington which is the only station there doing DX work at present. It has been reported that signals from 3OB have been heard in Baltimore, but no active or consistent work has been carried on, and this is another point that must be worked into shape for a reliable route into Philadelphia and from there to the south.

Since the last report Mr. E. B. Duvall, formerly Dist. Supt. Eastern Maryland, (3909 Cottage Ave., Baltimore, Md.) has been appointed Assistant Division Manager in charge of the Southern Section of this Division, comprising Pennsylvania, Delaware and Maryland and the District of Columbia, taking the place formerly held by the present Division Manager. For the present Mr. Duvall is still acting as

Dist. Supt. Eastern Maryland, but is considering the appointment of a successor. He also has in mind the appointment of a City Manager for Baltimore City.

Baltimore has now a fairly perfect DX working schedule, with traffic control stations on each night. The schedule is arranged as follows, and Phila., Washington, Richmond and Norfolk stations are requested to please note and co-operate.

#### Traffic Control Stations

On watch 10:30 p.m. to 2 a.m.

Sunday 3AHK	Wednesday 3AHK
Monday 3AA	Thursday 3UG
Tuesday 3GO	Friday 3HG
Saturday 3HG and 3EM alternate	

Local work up to 10:30 p.m. DX work after 10:30 p.m. This schedule subject to slight changes, and notices of such changes will be broadcasted and published. Such an arrangement shows that an earnest effort is being made to eliminate some of the QRM which formerly existed in Baltimore, and allow of the operation of the several classes of stations.

Baltimore's best station for DX work is 3HG, Diechmann, and excellent work has also been done by 3AHK, 3UC and 3GZ. No reports have been made of the number of messages handled and stations on the DX schedule who have done such efficient work should make these reports to the Dist. Supt. on or before the 20th of each month.

The report of Mr. Francis Baer, Dist. Supt. for the Dist. of Columbia, shows that there has been considerable advance made in the last few months in Washington, as was evidenced also by the large attendance of Washington amateurs at the recent Third District Convention in Philadelphia.

There are four stations that have been working DX regularly during the past month, namely, 3KM, 3XF, 3IW and 3ALN, and considerable traffic has been handled. DX communication has been carried on in all directions without difficulty, including Baltimore stations, and it has been a pleasure to note that hardly a single night has passed recently that some one in the District has not worked DX. During the period Jan. 20 to Feb. 20, 3KM did the most consistent DX work. 3XF has been in daily communication with SRQ since the early part of the last month with few exceptions, and has handled messages with a number of stations beyond a radius of 175 miles. While no definite DX schedules have been established with Washington, traffic has suffered very little delay by reason of its stations failing to be "on the job".

Total messages, 628.

#### ALASKAN DIVISION. Roy Anderson, Mgr..

At present there are only three licensed amateur radio stations in Alaska: 7EP, Unga; 7IP, Klawock; and 7IT, Ketchikan. 7EP's location makes it impossible for him to communicate with either of the other two until more stations are constructed to form a route or trunk line. 7IP has a dandy quarter k.w. with which he should be able to communicate with 7IT, who contemplates putting in a half k.w. spark or C.W. Should communication be established between these two stations, it is believed that it would not be a difficult matter to establish a route extending thru southeastern Alaska, at least. The thought uppermost in the amateurs' minds, however, is communication with the "states." Were there stations in British Columbia, it would not be a difficult matter to get a message thru, but as far as the writer knows, there is no such station. It is therefore necessary for some southeastern Alaska station to construct a set capable of doing at least seven hundred miles, in order to reach Seattle. This can probably be done, although it may only be possible in favorable seasons.

It is the writer's belief that there are amateurs in Alaska who operate receiving stations only, there being no one in their vicinity with whom they could communicate. An attempt is being made to get in touch with these amateurs, in order that some half k.w.'s, at least, will be making Alaskan amateur radio traffic a realization, and not an ambition, as it is NOW.

This report is, necessarily, short and shows general inactivity on the part of Alaskan amateurs, but it is hoped that only a few more of this type will have to be made.

#### NEW ENGLAND DIVISION. G. R. Entwistle, Mgr.

Johnson (1DY) of Lynn reports everything going well in his section except for the persistence which some of the strictly local men keep calling the DX stations. There is a queer sort of QRM in Lynn which sounds like a static machine which goes all evening until twelve midnight. 1DY handled 220 messages with a total of 2410 words, relaying mostly thru 1PAW, 1RV, 1DAC and 1FF.

1HAA handled 147 messages.

1CK handled 160 messages and 1CY, Oliver, of Braintree, who was handling most of CK's traffic during the week, relayed about 200 messages.

Mr. Furlong (1FF) reports conditions around Boston as favorable for the month of February.

1BV, using a small tube transmitter and not much over half an ampere in the an-

tennae, has been able several times to break thru and handle traffic with the Second District.

Boston amateurs came in for a great deal of publicity during February, 1FF enjoying the sensation of seeing his set and himself on the front page of a local paper, the Boston Traveler. This newspaper is now running a column devoted to radio, keeping local men posted on all matters of interest.

1FV of Portland is handling most of the traffic for his section with Boston.

Mr. Pollard of Burlington, Vermont, reports 1RAY, the station of the University of Vermont, as handling a great deal of traffic for the northern section, clearing thru 8QJ, 9FN, and 1FV.

ITS has been able to clear some traffic from the Canadian stations, 3BP, 2CI, and 2AK during the past month. 3BP in particular is very strong there.

Total messages, 1223. Busiest station, 1DY, 220 msgs.

#### ROANOKE DIVISION.

W. T. Gravely, Mgr.

Relaying in the Division slackened up to some extent during the past month, but interest is very keen, and we may expect a revival in traffic for the next few weeks to come.

There are several points in the division which have failed to develop as the manager had hoped, and as a result, our daylight line is still in the making—not yet an existing fact. However, with a little extra effort here and there we may be sure that the daylight routes will be worked out during the coming months. The summer affords the ideal time for experiments along this line, for as a rule QRN holds sway during the hot sultry nights, and operation is almost impossible, whereas, in the day the ether is comparatively quiet and in addition QRM is usually nil.

The best work of the division during the past month has been done by those stations on the Virginia Seaboard, with the Northern West Virginia Stations a close second.

Reports from Mr. F. L. Bunker, District Supt. North Carolina, are very encouraging. He says there is a new station at Sanford, N. C., which is being operated by Mr. R. O. Holland; another at Asheville, which is being operated by Mr. E. A. Jackson, and others under way.

Mr. White, City Manager, Norfolk District, states that Mr. Kubiak, 3VV, in spite of a burnt out transformer and rotary gap, has been carrying on with a home-made quenched gap and a borrowed transformer and has been handling traffic with this temporary equipment.

Messrs. Hopkins and Buskey of 3GO have handled quite a lot of traffic this

month. They are working on a synchronous gap. There are now three operators at 3GO, Mr. Hopkins, signing "LH", Mr. Buskey, signing "CP", and Mr. Rosenthal, signing "BZ", with his perfect fist.

Mr. Gilpin of 3AB has been spending his time in perfecting a synchronous gap, and hasn't handled much traffic during the past month. Mr. Herndon, 3FG, has had his hands full with his duties as Chief Inspector for the Independent Wireless Tel. Co. at Norfolk, and has had very little time to devote to his set. Mr. White, 3EN, has been going regularly, and has handled a number of messages, but less than the preceding month.

Mr. Wohlford, 3CA, District Supt. South-West Va. District reports progress in his section, with some traffic being handled.

No report from Mr. Blair of the Central Virginia District.

3BZ has been at the key very little since the 1st of January, due to the pressure of business affairs and physical disability, but at that, a number of messages have been handled.

Mr. Heck, SEF, Mannington, W. Va. states that SSP is still the star in his locality, handling most of the traffic going through Northern West Virginia. Mr. Heck reports many new stations under way, and is very optimistic over his daylight line down into Virginia.

Link up fellows, for the summer operation.

Total messages, 150.

#### ONTARIO DIVISION.

A. H. K. Russell, Mgr.

The past month has probably been the best for relay work that the Ontario Division has ever had. It has been marked by the large number of new C.W. stations coming into operation, as well as the successful attempt to increase efficiency on the part of the spark stations.

In the Toronto district, a very interesting development has taken place. New-comers in the wireless field, in graduating from the spark coil stage to more powerful apparatus, have installed C.W. sets in place of the usual spark equipment, with very satisfactory results both to themselves and to those who must perforce listen to them. The great difficulty from a relay point of view now seems to be that border stations do not as a rule listen for C.W. stations and hence it is almost impossible to get in touch, for traffic.

Southeast Ontario seems to be booming along with possibilities for good work from Kingston, Belleville, and Peterboro. Quite a volume of traffic is being handled between Kingston, Napanee and Belleville. A one-way service has been established at set times each week between Toronto and



Napanee, for the forwarding of relay traffic. A similar service will likely be established with Brantford, and possibly Windsor.

#### EAST GULF DIVISION.

E. H. Merritt, Mgr.

The progress being made with traffic toward Florida is the outstanding feature this month. 4FD has been taking traffic going south and giving it to 4AM who is working 4DL, 4CS and 4BI. There will soon be a station in Key West, 4BO, and with the addition of a few more good stations we will have a fairly dependable route. A good station between 4FD and 4AM is badly needed and one in Jacksonville would surely help out in that respect.

Old 4AT, now 4ZN, has at last shown signs of life and is working hard to get the Florida stations together. Mr. Gullledge is D.S. of Florida and has appointed Mr. Winford Brown, 4BI City Mgr. of Miami, and Mr. R. M. Robbins, 4AW, City Mgr. of West Palm Beach. Mr. Gullledge would like to hear from good stations in Tampa and Jacksonville.

South Carolina still answers roll call with one station, 4EG. He has been unable to do transmitting recently on account of power troubles. He reports that there will soon be another station in Woodruff.

Mr. McIlvaine, D.S. of Alabama, reports a little more progress made in his district. Two good stations have been opened in Birmingham. It seems an impossibility to get Alabama stations to answer letters. Have all the licensed amateurs lost interest and quit the game? There are stations being erected in Montgomery and Marion but no definite word has been received from the yet. 5XA is doing good work and is still the main station in the state. They have never been able to clear traffic to or from Georgia stations.

For Georgia, only reports from 4XC, 4FD, 4AG and 4YA have been received. 4XC has been doing the best work in the state lately. 4FD is a new man but is rapidly becoming known and is in a position to clear occasionally to Florida. He is the ONLY man we have found that can work the Florida stations at all. 4YA has been on the line for a few nights this month and has made a very good showing. 4AG is still doing good DX work but is still unable to connect with Atlanta and other close stations.

Total messages 157.

#### DELTA DIVISION.

J. M. Clayton, Mgr.

The weather during the past month has been rather adverse for good work; however, traffic has been going thru the

division in its usual style. 5YH, 5ZP, 5EA, 5JD, 5JE, 5YE, 5ZK, 5ZS and 5DA continue to be practically the only stations in the division doing DX work. Thru the forced absence of 5ZL, 5YH has had more than his share of the burden of traffic, having handled something approaching 300 messages for the month.

5EA and 5JE continue to reach out in good style, and 5JE is batting them out like an old timer. Over 5JE's oscillation transformer hangs a slogan "We Never Sleep" and deBen 5ZP says that he never sleeps for the messages coming from 5JE "To: Grace—, signed Francis". At least we know they aren't the "greetings-via-wireless" kind, for there are too many of them. 5ZS has been rather silent during the past month, but every now and then comes on and works a few. Come on, Anthony, get back to that set like you used to.

Tulane University, at New Orleans, has a station under construction and will be ready for work in a short time. This station will be used mainly for research work, but will take part in intercollegiate communication and relay work.

5ZP continues to bust 'em out, and lately has been working up a C.W. set.

5DA has not been heard from in some time, either via radio or mail. It is presumed that business pressure has kept 5DA away from the set.

5YE, University of Mississippi, has started a steady schedule with several operators on which, and is handling considerable traffic.

A new station at Arkadelphia, Arkansas, 5MA, has just been opened up, and already has worked several DX stations.

It is VERY important that ALL stations in the Division send in their reports of traffic to Traffic Chief Greenlaw by the 23rd of the month, at the latest. As stated before these reports should include a list of stations heard from the 15th to the 15th; a station report showing the three most consistent stations heard in each district and the three loudest stations heard from each district, and a report of the total number of messages sent and total number of messages received. It is very important that these reports be sent to the Traffic Chief, as the Division Manager gets none of this information and if the Division is to be counted in in the total number of messages handled thruout the country, the Traffic Chief's report is the only means we have of being represented. It is also important that each station sends in his report to the next official in the Division so that the Monthly report for QST may really be informative of the work being done in the division.

Busiest station, 5YH=300 msgs.

**NORTHWESTERN DIVISION.****J. D. Hertz, Mgr**

The D.M. has just completed a short trip thru the Puget Sound district, visiting several of the DX stations in that part of the country. An enjoyable day was spent in Seattle, and another in Tacoma. The later included an auto trip to station CL1 at Camp Lewis, and to 7YS at Lacey, thru the courtesy of Miss Dow, D.S. at Tacoma. Among the other stations visited were 7AD, 7BK, 7BC, 7CB, and 7CE.

Canadians 5CP and 5AK are reported QSA in Seattle, and the D.M. had the pleasure of listening to 5CP's 360 cycle synchronous spark at 7BK. This spark is not uncommon at Canadian stations, and aboard Canadian ships. It seems to be a spark that would go well in short wave work. Mason, D.S. at Seattle says, "Now that we know there are Canadian amateurs on the job, all that remains is to connect up with them." And he assures us that every means available will be taken to accomplish this end.

A radio association has been organized in Seattle. This is a re-organization of the pre-war Puget Sound Wireless Association. Technical matters rather than matters pertaining to operation will be discussed at the meetings, for the most part.

Two routes are now open thru Montana, one of these being via 7YA to 9YW, and the other being via 7CC to 7ZG or 7EX to 9WU or 9EE. Both of these routes are handling an ever increasing amount of traffic.

7CC reports that 7MA of Spokane, using a DeForest phone, is heard at Moscow, and should prove to be a very valuable relay station in opening up this district which at the present time has been "dead to the world".

7IN has been doing about the best work of any of the stations up the Willamette Valley. He is luckily situated in that he is able to work Seattle and Tacoma stations, which is very difficult from Portland. 7GQ of Eugene is reported good in Seattle, and 7CN is QSA there, but neither of these stations are heard with regularity in Portland. Both of these stations get south fine.

Portland is represented by some ten or a dozen stations, the more notable ones of the past month being 7ED, 7DS and 7JW on short waves, and 7ZI and 7ZB on long waves. 7DA, 7BP and 7ZB have gone out of commission temporarily.

Vancouver is well represented on short waves by 7BJ and 7ZJ, while 7ZK and 7ZJ hold down the long wave end of the ether. 7ZK, 7ZI and 7ZB have worked 9YW. 7ZI and 7ZB held a test over a period of a week with a ship bound from the coast to the Hawaiian islands. The operator writes back from Honolulu saying

that he believes that were it not for the NPM arc "mush", he would have been able to have heard both stations all of the way to the dock in HU harbor. As it was, they were heard a distance of a little over 1900 miles.

Total messages 331. Busiest station 7CC = 256 msgs.

**DAKOTA DIVISION.****Boyd Phelps, Mgr.**

Since the Transcons relaying has increased to a larger amount than ever before. Traffic over the Northern Route has been moving in large proportions which makes it necessary for the few stations covering the jumps to be on the job all night nearly every night. 9WU at Ellendale, N. D., handled 172 msgs in the last fourteen days and traffic is still increasing. Mr. Leavenworth, 9WU, deserves a great deal of credit for sticking to his job every night until the hook is cleared and often works into daylight. He clears west with 7ZG mostly but at times with 7CC, 7EX, KDIB, 6WV, 6ZH, and 9YW. Part of his eastbound traffic is cleared south and part to 9XI, 9HM and 9ZT, depending on conditions. Another good station in North Dakota is 9EE who unfortunately is also in Ellendale but who runs 9WU a close second.

We are safe in announcing at this time that any quantity of traffic can be handed to Winnipeg, Manitoba, if routed so as to reach either 9WU or 9ZC. A new station OFN at Pembina, N. D. has been handling traffic between 4BG and 9AGN so constant communication is assured. We welcome your Canadian traffic.

We note with great rejoicing the springing up of stations in the smaller towns scattered about the Division. District Superintendents are working to get these stations lined up for branch routes and plans are being made for the routing of summer traffic. A great effort will be made to keep traffic moving in shorter jumps all summer. Stations who have not yet heard from their District Superintendents should write him and find out his plans for relay routes as there are still large areas where no stations can be located. Any station owner in doubt as to which district he is in or who to write to should write directly to the Division Manager whose address for mail is 3344 First Ave., So., Minneapolis, Minn.

Total msgs 706.

**WEST GULF DIVISION.****Frank M. Corlett, Mgr.**  
**Raymond L. White, Asst. Mgr.**

Our report, while rather interesting from a traffic standpoint, is by no means complete. A complete report cannot be made

up unless we have the material from which to make it, and this material can only be furnished by the station owners in the field. If you station owners do not report the amount of traffic handled to your City Manager, Asst. Dist. Supt., etc., and they in turn make their reports to Division Headquarters, we of course can not make up a report that is true to the conditions throughout the division.

Co-operating with the Dallas Police Department, 5ZC and 5ZG, are sending Police Broadcasts, information furnished by the Police on crimes, stolen automobiles, etc. These broadcasts are being copied and delivered to other police departments by some 20 to 30 out of town stations. We want more out of town stations to copy these broadcasts and be sure and let us know that you are copying them so that due credit may be given your station. Broadcasts are sent as received from the Police but are repeated on a regular schedule by 5ZC at 7 and 10 P.M. 375 meters.

District Supt. Dill of Oklahoma sends us his first monthly report and for a starter it is indeed good; weather conditions in Oklahoma for the past three weeks have not been good, but traffic is going through splendidly just the same. From Oklahoma City, traffic passes east through 5JD and 5YH, and north it seems to go well through most any station. Oklahoma stations are handicapped in handling state traffic due to signals swinging very badly, but tests are being made continuously. 5JS and 5HK have been doing some fine DX work.

Asst. Dist. Supt. Selby, of Muskogee, reports conditions in his territory are encouraging, 5BR will soon be on the job again with a greatly improved station. 5LO of Miami, is doing good work, being reported QSA by 9ZC at Baudette, Minn.

A.D.S. Schonwald of Blackwell sends in his resignation, account other duties permitting no extra time for League work.

All station owners who have not done so, kindly get in communication with Mr. Dill, Mr. Selby or Mr. Poor and get lined up with the A.R.R.L. and let's get things moving fast and in a more satisfactory manner.

Dist. Supt. Falconi, of Roswell, reports that traffic is going through on all routes without any difficulty, and total number messages handled by 5ZA this month 215. Also correct last month's report to read 194 messages handled by 5ZA instead 247 as previously reported, as relayed messages only counted as one instead of two.

Dist. Supt. Tilley of the Southern Texas District reports encouraging for the Austin Texas Territory. Several new stations have made their appearance on Trunk Line F, completing the route to

San Antonio with a branch. The Austin City stations are busy doing much daylight work and keeping the air busy almost continuously, stations 5JA, 5EJ, 5BO and 5ZU doing the greater amount of relay work. Traffic with Houston direct is still impossible due to bad QSS, and our only come-back is dear old 5XB for a relay both ways. Houston Territory handled a total of 537 messages.

5ZR, 5KQ, 5IO and 5GS, all of San Antonio, afforded a reliable outlet to San Tone, through New Braunfels, and it is believed this line can work all right the year around. San Antonio stations will QRX the first five minutes of the hour and half hour to co-operate with W UJ and will be open for traffic work after 9 p.m.

A.D.S. Martin of Amarillo sends in a list of quite a number of amateurs that he is trying to get in shape to do effective work as soon as possible, and states that stations consistent from his station are: 5BI, 9AEZ, 6IG, 9LR and 9EL.

Dist. Supt. Heafer is back from his honeymoon.

A.D.S. Henry Harris of The Waco Texas Territory reports stations have been located at Temple and Hamilton, and look very encouraging, especially the former, as he will be of great help to us on Trunk Line "F". Three new stations have opened in Waco, namely: 5GG, 5CC and 5FB.

Guy Neel, 5LR, Dublin, Tex., reports traffic going through in great style.

Reports from Asst. Dist. Supts. Pierce and Dorsa are missing.

Total messages 1216. Busiest station 5JA, 150 msg's.

#### CENTRAL DIVISION. R. H. G. Mathews, Mgr.

It is seldom that the District of Northern Indiana leads this report, not because of ability there but largely because of an unfortunate paucity of stations. This month, however, we are giving this District first mention because of the splendid spirit shown by its D.S. Mr. H. H. Moore of Elkhart, Ind. Mr. Moore has been extremely ill for the past month and in fact has been so sick that he has been unable to write letters personally. Nevertheless he has kept his organization going, carrying on his correspondence through others and has submitted an excellent report covering the activities of his District during February. Mr. Hutchinson, A.D.S. Northern Indiana, has been co-operating with Mr. Moore very closely and reports for March should be sent to him. Several of the stations in Northern Indiana which have been out of commission for the past month are again operating, among which is 9ME. Other stations which have been

(Concluded on page 47)

# Determination of Resistance, Inductance and Capacity by the Wheatstone Bridge Method

By Julius G. Aceves

Research Assistant to Dr. M. I. Pupin, Columbia University

Presented before the Radio Club of America, October 22, 1920.

**I**N order to understand the behaviour of circuits, such as used in wireless telegraphy, the first step is to ascertain the constants of the various pieces of apparatus of which the circuit is made up, and their combinations, so that the laws of action and reaction may be properly applied.

In alternating current circuits there are two reactions against the applied E.M.F.; the dissipative, and the conservative reaction. In the first case, energy is transferred in or out of the circuit, and in the second case, energy is merely stored in the electro-static or electro-magnetic fields. The first kind is the result of a RESISTANCE and the second one of a REACTANCE. It is our aim to show how these can be measured in a very accurate and convenient manner.

At the beginning of the Twentieth Century, Dr. M. I. Pupin of Columbia University suggested and used the Wheatstone Bridge with alternating current to determine resistance and reactance and we use it now at this research laboratory as the standard method for measurements with currents of from 20 to 200,000 cycles.

This method of measurement requires three principal devices:

- I. A Wheatstone Bridge.
- II. A Source of Alternating Current.
- III. A Detector that indicates when the bridge is balanced.

### I. The Bridge.

The theory of the bridge tells us that in order to have the difference of potential across the detector D (Fig. 1) at all times equal to zero, the resistances and reactances must satisfy the condition

$$\frac{R_s}{R_x} = \frac{R_s}{R_x}, \text{ and } \frac{R_s}{R_x} = \frac{X_s}{X_x}$$

where  $X = 2\pi f$  or  $\frac{1}{2\pi f C}$ , produced either by inductance or capacitance. The subscripts denote the bridge arm to which they belong, s meaning standard and x the unknown.

There are various methods of balancing

a bridge, but we shall only show the most important ones.

I. Balancing an unknown impedance against an adjustable standard resistance and reactance.

II. Balancing against a fixed standard reactance and adjustable resistance, varying the ratio arms of the bridge.

III. Balancing a reactance by a standard one of opposite sign by a resonance bridge.

IV. Substituting in the bridge already balanced the unknown by adjustable standards.

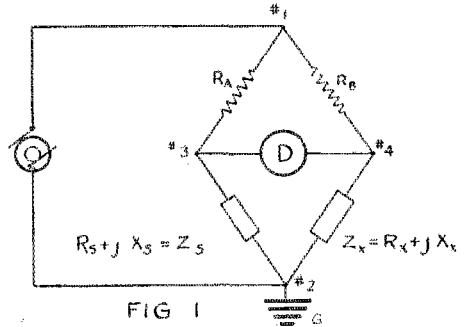


FIG 1

Examples of carrying out each respective method shown above follow:

I. This is a very simple method and accurate when the power factor of the unknown Z is about 70%, that is,  $X = R$ .

Example: To measure a 2 millihenry coil at 25,000 cycles, having about 300 ohms resistance. A variometer is connected with a resistance in arm S as per Fig. 2.

II. When an adjustable standard coil or condenser is not available, then use a fixed one and adjust the ratio  $\frac{R_s}{R_x}$  and

the resistance  $R_x$ .

Example: To measure the effective capacity and resistance of a cable, having a 0.1 mfd. condenser, connect as per Fig. 3

and vary alternatively the ratio  $\frac{R_s}{R_x}$  and the value of  $R_x$ .

III. If a coil or condenser has a very low power factor, say of 2%, then very serious errors are usually made when using methods I and II without a great many precautions. Then a non-reactive bridge will give excellent results.

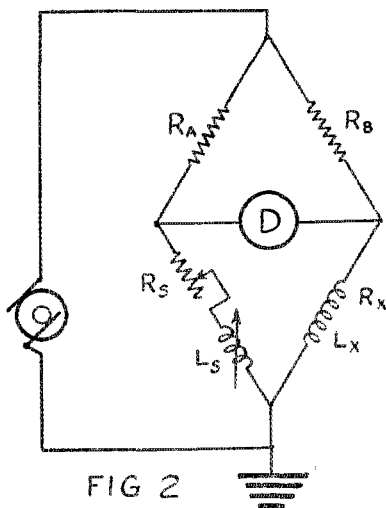


FIG 2

Example: To determine the inductance and resistance of a "duo-lateral" coil. Connect as per Fig. 4, using a standard mica or air condenser. Then

$$L_x = \frac{1}{(2\pi f)^2 C}, \text{ and } R_x = R_s \frac{R_b}{R_a}$$

If  $f$  is not known, a standard  $L_o$  is substituted for the unknown and the bridge rebalanced with a capacity of  $C'_s$ , when

$$L_x = L_o \frac{C'_s}{C_s}$$

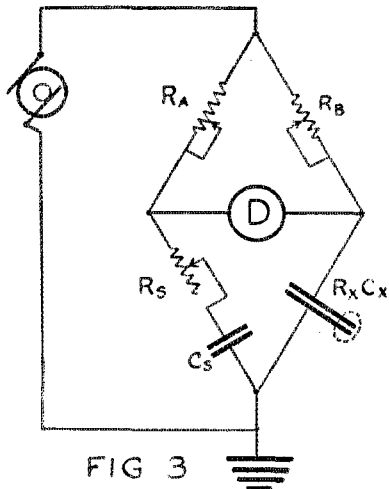


FIG 3

IV. For very small capacities a substitution or differential method is very accurate. (Fig. 5.)

Example: To determine the capacity between grid and filament of a vacuum tube.

Connect as per Fig. 5, balancing the bridge against a ballast condenser  $C_s$ , which may be known or not. Then close switch (K) and without disturbing anything else, rebalance by means of  $C_x$ . The difference is the unknown  $C$ .

The principal sources of error are:

A. Electrostatic and magnetic induction upon the detector from any part of the circuits.

B. Stray capacities and conductances across the various standards, and the unknown.

C. Mutual induction and capacity between these pieces of apparatus.

D. Self-induction of long leads and of some resistances of very small value, say one ohm or less, when using low impedances.

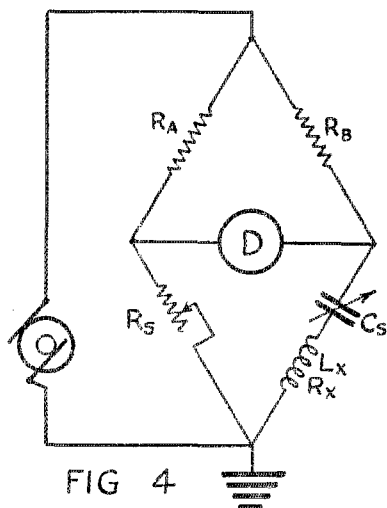


FIG 4

The first and second sources of error are usually the most serious ones. In order to eliminate the first cause, i.e. induction upon the detector, it must be thoroughly screened; but the details will be given when we will show the design of this apparatus.

The stray capacities are unavoidable; they may be made very small and also their effects can be compensated by the following method.

After the best arm ratio  $\frac{R_a}{R_b}$  has been selected, the unknown and the standard should be disconnected from corners 3 and 4 (Fig. 1) and a small variable air condenser placed between ground 2, and either

corner 3 or 4 as the case may require, and adjusted until the detector is silent. Then the arm ratio should not be disturbed materially, otherwise a new setting of the condenser will be necessary. The other sources of error may be avoided by skillful selection of the apparatus and of their relative positions, as well as by electrostatic screens suitably located.

**II. The Source**

The source of A.C. usually is an oscillating audion. It must be such that

- (a) the frequency is constant.
- (b) the wave shape is sinusoidal.
- (c) the voltage is constant.

The oscillating circuit should have a wide range in frequencies and be as free as possible from complicated adjustments. Fig. 6 illustrates a circuit in which these conditions are practically fulfilled.

Two audions are used, and the feed back is obtained by means of a small condenser k, (Fig. 6), made of about 3" of twisted

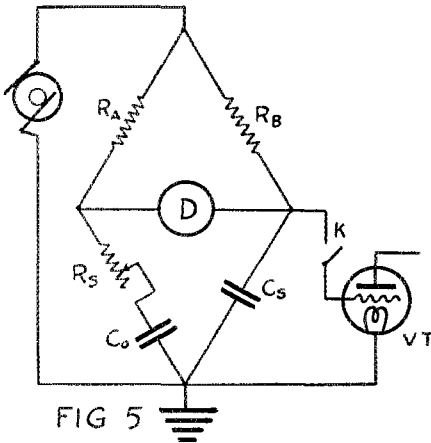


FIG 5

insulated wire. This is fixed for any frequency from about 200 to 200,000 cycles. To vary the frequency all that is necessary is to vary the product LC of the oscillating circuit by adjusting C for various values of L.

A hot wire or a thermo-galvanometer G will measure the A.C. only, as it is in series with a condenser, and may be calibrated in volts. Across its terminals the bridge may be fed directly or thru a potentiometer to reduce the voltage.

In order to secure constant frequency without having to regulate closely the filament current and plate voltage, certain relative values of L and C for a given frequency should be used. By experience we found that it for a given product LC we select  $C=2L$ , L being in henries and C in microfarads, the frequency will remain constant within 1% for a 100% change in plate voltage or about 25% in filament

current. The assumption involved is that the coil should have a reactance at least 20 times its resistance.

**III. The Detector**

The detector consists of a receiving set specially designed so that it is:

- (a) Responsive to nothing else but a difference of potential between corners 3 and 4 of the bridge.
- (b) Selective.
- (c) Sensitive.

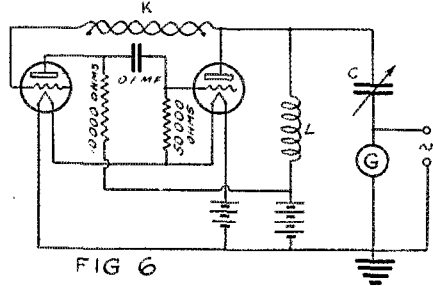


FIG 6

The first condition is of the utmost importance, otherwise misleading balances would result, introducing errors at times of many hundred per cent.

If the detector is selective, it is not necessary to use a pure sine wave for the test, as the detector would be unaffected by the harmonics.

Fig. 7 shows a detector for radio frequencies employing no amplifiers.

Here is a small inductance coil L, with a corresponding condenser C<sub>1</sub> (Fig. 7), joined to Corners 3 and 4 of the bridge, (Fig. 1), and becomes the primary of a regular autodyne receiving set. The only difference from an ordinary set is that it must be all enclosed in a metallic box of rather thick walls so that no electrostatic field may disturb it. A peculiar screen, S, is used between the primary coil L<sub>1</sub> and

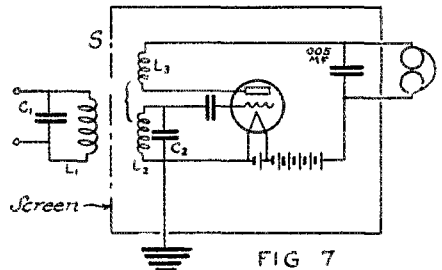
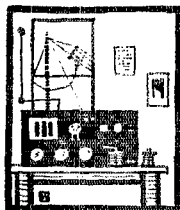



FIG 7

the secondary coil L<sub>2</sub>, connected to the grid, to prevent electrostatic action and to permit the magnetic field to act upon the detector. This screen may be constructed by pasting tinfoil on a thin board and cutting slits to prevent eddy currents. The tinfoil and the metallic box should be


(Concluded on page 48)



# Amateur Radio Stations



## 8ZR, MANSFIELD, OHIO



The Radio Club of Mansfield was organized in June, 1919, C. S. Fernyak being elected secretary-treasurer and C. C. Endly president. The members decided to pool their apparatus and contribute \$250 each towards the erection of a real station. 8ZR of today, formerly 8HH, is the final result and is a good example of what a club station can be.

8ZR is located in a large open field on the outskirts of Mansfield, which is the highest city in the state of Ohio. The aerial is a vertical fan of eight wires, 110 ft. high, with the station building midway between the two masts. An excellent job seems to have been done of all the outside work. The eight aerial wires are gathered at a large insulator fastened to the top of a stout post in front of the station, with the lightning switch inside a weatherproof box on the side of the post, and with the lead-in running from the box thru the station wall. The ground system is of


"Round's round ground" type, consisting of copper plates buried endwise in a circular trench six feet deep and one hundred thirty feet in circumference. (Get that, you chaps: . . . ———. 130 ft. circumference!) The station is located in the center of this system, and leads of 2-inch copper ribbon supported on *insulators* on short posts run radially to the buried plates. This is our conception of an ideal ground system.

8ZR has experimented the past season with several spark transmitters. The first consisted of the transformer and gap from a Clapp-Eastham Hytone set, with Dubilier .01 mfd. condenser and Thor O.T., which put in the antenna 10 H.W.A. amperes on 200 m. and 14 amps. on 375 m. on about 2 k.w. input. Later with an Amrad quenched gap and the same other equipment 15 to 17 amps. were obtained on 375 m. Since the first of the year the equipment has comprised an American Radio

Sales & Service Co.'s gap and oscillation transformer, Thordarson old-style 1 k.w. transformer, and Dubilier .01 condenser. The input as shown by a Roller-Smith watt-meter is exactly 1 k.w. and the antenna current 11 to 12 hot-wire amperes on 375 meters. All of 8ZR's extreme long-

atory's Z-Nith Regenerator and Amplifon but has since been replaced by similar apparatus manufactured by the American Radio Sales & Service Co.

With the last-described transmitter 8ZR has been putting traffic thru consistently in jumps of up to a thousand miles and



distance work has been done on this last set.

The deForest Type O Radiophone has a voice range of a hundred miles with 0.8 amps. in the antenna, and its CW has been reported from Lawrence, Kan., and Ellendale, N. D.

The receiving equipment shown in the photograph is a Chicago Radio Labor-

atory's Z-Nith Regenerator and Amplifon but has since been replaced by similar apparatus manufactured by the American Radio Sales & Service Co. With the last-described transmitter 8ZR has been putting traffic thru consistently in jumps of up to a thousand miles and has been heard a number of times on the Pacific Coast. On Jan. 19th 6EJ at Walnut Grove, Cal., heard 8ZR twice, six inches from phones and on Feb. 24th 6AK, also of Walnut Grove, heard him all evening long a foot from phones on one step, while on Feb. 14th 7ZJ at Vancouver, Wash., reported him QSA. Which is reaching out, art.

## 6IG, DOUGLAS, ARIZ.

6IG is one of those few good stations in the sparsely-radioed Southwest where relay fame is naturally thrust upon a good station because the traffic has to go thru and there are only a few to do the work.

The aerial is a 4-wire T type with a flat-top 70 ft. long, suspended between 70 ft. poles while the ground consists of 1000 ft. of half-inch copper strip buried under the aerial and a connection to buried hot-water boilers.


The transmitter is in duplicate and is located in the cabinet under the table, easily accessible, but unfortunately not showing in the photograph in any detail. There are two transformers, an Acme and

a Thor, both 1 k.w., operated by the same key, with a three-point lever switch on each to select either set or to vary power. No other switching is necessary. The two condensers are of .008 mfd. each, home-made of No. 213 Bakelite in oil, three sheets of 1/32" insulate being used between a pair of .005" copper plates, with 1/8" separators between plates to allow oil circulation. The oscillation transformer has a secondary common to both circuits but with individual primaries, each consisting of a single turn of heavy ribbon mounted on top of its condenser, with one end connected to the center point between the two condensers and the other end con-



necting (thru the rotary gap) to the outside terminal of the proper condenser. Only one rotary is used, a Hyrad, a gap across two teeth being used on either side for the respective primary circuits. The gap is enclosed, with glass windows, and runs 3600 r.p.m. At the gap speed used

of deForest equipment, with four steps of well-behaved shielded audio amplification, with separate A and B batteries for detector and amplifiers. A new short-wave set has been made up of Radio Shop parts built into a duplicate of a Grebe CR-6, with plug and jack to use the same tube



the antenna current with the Acme is 5 amperes, and with the Thor 4.5 amperes, input 1020 watts, current readings made on a Jewell thermo-couple ammeter.

A rotating aerial switch starts the gap motor, "puts juice on the key", turns out all amplifiers, selects long or short wave receiving set or radiophone, and in its off position grounds the aerial, all without complication in wiring or lengthening connections.

The receiving set in the photo is made

equipment as the long-wave set.

There are two operators at 6IG: Buxton, sine "BN"; and Gooding, "CL". Solid message copy of 6IG's signals has been made by 8IB, Columbus, Ohio, and ships at sea have been worked. The relay work is mainly with 5ZA, 9LR, 9OE, and 9AEG to the east, and 6DP, FD, 6ZN, 6EA, etc., west. Ten hundred and fifty four messages were handled between October and February, which speaks for the volume of traffic passing thru the Southwest.

## 3AOV, STONEGA, VA.

Mr. S. J. Gundry, Manager of Stores of the Stonega Coke & Coal Co., located in Stonega, Va., is here shown seated at his radio set. We will let him tell his own story:

"About a year ago I learned that I could get time signals by wireless and immediately got busy, purchased a deForest RS-200 Time Receiver, and after a good many ups and downs heard NAA's time signals in May, 1920. As I have been a 'time fanatic' for 25 years you will be unable to appreciate the joy I expected when the signals were first heard. No one (unless a real bug) can know the convenience of going to your home at several stated intervals each day and getting the correct time, not having to wait on the telegraph system, fearing the wires are down, no connections made at relay points, operators using the wire, etc. It surely is a pleasure to one

who desires absolutely correct time.

"In this connection it may be of interest to the amateurs to say a few words concerning time: A watch ticks or beats 5 times a second or 432000 times each day and to keep correct time (by which I mean within two seconds) a watch should be wound regularly; wind it say at nine p.m. or at any other hour. Morning is the better time, if you can. When you have selected your hour for winding, wind it each day or night at this hour or as near it as possible. Keep your watch '12 up' at all times. Do not lay it down at any time, and always fasten it to a chain arranging so that the watch must stand '12 up' in your pocket. At night time leave it in the pocket; do not lay it on its back, under your pillow or on the dresser.

"My watch is *never* in any other position than '12 up', night or day. My best record

to date is 2 seconds gain in 88 days or 10 beats more than actual correct time of 38,016,000 beats. Let's hear from some other time fanatic. I really believe I have a watch second to none in the world.


"After learning the alphabet in May 1920, and getting so much enjoyment, I secured a Penn C Regenerative set, which is giving excellent satisfaction. In fact KDKA concerts and NSF come in so loud, I am having wireless parties every night; of course you must take care of the ladies.

"Having just received my call, 3AOV, am fearful will have to stand off the parties somewhat and get into the real game. I have two antennas, one 75 feet long, 45 feet high, T shape of 4 wires; the other 450 feet long, single wire, 90 feet high. Also have 1KW Acme, Benwood gap, Thordarson oil immersed condenser and pancake oscillation transformer, wave-meter, ammeter, rectifier, voltmeter, Brandes and Baldwin mica phones.

"Have several danger signs, one

of which reads 1,000,000,000 Micro-Henries equals 1 Henry—Danger—Keep Away. Lady inquired who is "Henry"?


"Expect to make a few improvements to increase radiation and then for out in the big lot."



## 2SZ, TROY, N. Y.

2SZ is the station of the Troy Y.M.C.A. Radio Club, affiliated with the A.R.R.L., and illustrated in the following photographs.

The antenna is a 4-wire T, average height 115 ft., 97 ft. long, stretched between two masts two hundred feet apart. The two tin roofs marked X in the photo are made to serve duty as grounds, together with the water supply, drainage



system, and steam piping of the building. The station being on the third floor, a short ground lead to earth was impossible.

The transmitter has a 1 KW Thordarson and a 1 KW Blitzen transformer, either of which may be used, a glass plate in oil condenser, 8-point HyRad gap, 2 inch copper oscillation transformer, and Clapp-Eastham antenna switch. Many DX men are under the impression that 2SZ's "juice" is 25 cycles, but it is 40 cycles. Their peculiar warble, however, seems to cut thru average QRM in very good shape. With six inch coupling the antenna current is 4.5 amperes on a thermo-ammeter, with a decrement of .09 on a Kolster decrementer.

The receiving apparatus is home-made and consists of a short wave regenerator, audiotron detector, and Baldwin phones. No amplifier is used at present.

2SZ is operated every Tuesday, Wednesday, Thursday and Friday (Concluded on page 47.)




We have the honor of announcing the affiliation of the following additional societies with the A.R.R.L. as of February 19, 1921:

- Colorado Springs High School Amateur Wireless Assn., Colorado Springs, Colo.
- St. Paul YMCA Radio Club  
St. Paul, Minn.
- The QSA Radio Club  
So. Richmond, Va.
- Tri-County Radio Club  
Richmond, Va.
- Montreal Radio Association  
Montreal, Que., Canada
- West Allis Radio Club  
West Allis, Wisconsin

- United Electric & Wireless Assn.  
Hagerstown, Md.
- Radio Club of Jamaica  
Jamaica, New York
- Stuyvesant Radio Club  
New York City, N. Y.

**The Philadelphia Convention.**

The second annual convention of the Third District, which was held in Philadelphia on the 26th of February, was a great success in bringing all parts of the District together, big delegations being present from Baltimore, Washington, Norfolk, etc., with inspiring enthusiasm. Over



- Fort Wayne Radio Assn.  
Fort Wayne, Indiana
- Radio Assn. of the University of Vermont  
Burlington, Vermont
- Union Central Radio Association  
Cincinnati, Ohio
- The Morris County Radio Club  
Morristown, New Jersey
- The Hudson Amateur Radio Club  
New York City
- Northwestern Radio Club  
Detroit, Michigan
- Wayland Academy Wireless Club  
Beaver Dam, Wisconsin

four hundred were present at the banquet in the evening, in the immense Turngemeinde Hall, where with the best of good times many fellows who had been working each other thru the air in an impersonal way made friendships which cannot help but result in knitting the whole district together in a spirit of co-operation as could be accomplished in no other manner.

Convening at 10 a.m., an address of welcome was delivered by Dr. Gordon M. Christine, M.D., President of the Convention, to whose untiring efforts much of the success of the convention is creditable. Mr.


K. B. Warner, Editor of QST, responded on behalf of the visitors, and the meeting was then turned over to the delivery of technical papers in a series which continued without interruption until 6 p.m., many of the gang entirely forgetting lunch in the pursuit of knowledge from the splendid array of talks presented under the chairmanship of Mr. S. Kruse. Some of these papers we hope to secure for presentation in QST.

One of the prime purposes of the convention this year was the institution of some scheme to improve Third District operating conditions. A paper by Mr. R. H. G. Mathews on "The Chicago Plan", late in the afternoon, opened the dis-




KRUSE AT 9:55 P.M. PREPARING FOR 10:00 P.M. QSS TEST

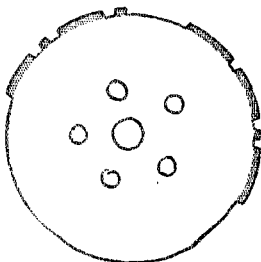
under proper and sensible rules. The plan calls for the creation of The Third District Amateur Radio Council, with officers and a board of governors, and with all the amateurs of the district as members. A district board of amateur inspectors, each in charge of a geographical section, is to be formed, and each is to organize his section by calling together the various interests therein and causing them to elect representatives to form sectional boards which will be empowered to handle local matters. For instance, each club will have two representatives on the board handling affairs in its section, and those representatives can be instructed to look after that club's interests, etc. This organization will be the machinery by which district-wide co-operative measures can be put into effect, and will make possible individual help for those who need it. The plan is not one of punishment or "fines", but of helpfulness.



ussion on this question, and the convention went into the matter in open session and with plenty of spirit. After discussion of some of the major aspects of the problem, a representative committee of about twenty-five prominent men from various sections was appointed to formulate a detailed plan and present it to the Convention. This committee had a hard task but the co-operation was good to see and while naturally ideas differed regarding details, nevertheless the large majority were of the opinion that the motto of "live and let live" was a good one in radio as well as in other walks of life, and a plan was adopted by which it is hoped that unnecessary interference may largely be eliminated, and admitting of all classes of stations working in a harmonious manner



The Only Omnigraph Disc  
at 5XA



At the banquet this scheme was adopted by a vote of those present, and the preliminary organization work is already under way. The banquet was an enjoyable affair interspersed with songs, movies, music, and lantern slides, some of which latter, product of The Washington Radio Club, we reproduce on these pages. During the proceedings The Washington Radio Club presented Traffic Manager Schnell with a genuine Rettysnitch, already minus two teeth in a preliminary test of its QRM-minimizing ability, and as our photograph shows, surely a fitting helpmate for the Sacred Wouff-Hong. While the Wouff-Hong acts by leverage, the application of the Rettysnitch is rotary. The Traffic Manager is keeping it unlimbered for any

emergency.

The Convention selected Washington, D. C., as the place for the 1922 Third District Convention, and elected Mr. S. Kruse, of Washington, as President of the organization. From the enthusiasm shown by the Washington and other southern contingents, it is quite evident that the next convention will be a good one also.

#### Boston Radio Dinner.

A good three hundred New England brass-pounders got together in beautiful Walker Memorial Hall at the Massachusetts Institute of Technology, Cambridge, on the occasion of the annual banquet of the Boston district affiliated clubs of the A.R.R.L. on March 5th, the M.I.T. Radio Society doing the honors. Representatives were there from most of the New England clubs and some of the nearer ones turned out en masse.


After an enjoyable dinner talks were

realistic fashion; at any rate it was intensely interesting and carefully absorbed by all. Following the dinner an expedition was made to the Tech station, 1XM, where a big variety of equipment was on exhibit and in operation, including a 500-cycle set, a 3-phase quenched gap set, a 5-watt phone, and a 500-watt C.W. set in construction. The Boston Traveler had out a souvenir edition for the banquet, most of its first page being devoted to the affair, and a copy was at each guest's place. (Incidentally, the Traveler publishes three times a week a column entitled "Citizen Wireless", written especially for radio men and edited by G. R. Entwistle, our Division Manager.)

Copies of the photograph of the banquet, 6½ x 10½", can be obtained for \$1.00 each from Alfred Brust, 171 Tremont St., Boston.

#### Houston Radio Club.

The Houston Radio Club of Feb. 12th and 13th held its first annual Banquet and



given by Radio Inspector C. C. Kolster, who promised his hearty assistance in any co-operative measures which may be adopted; former inspector H. C. Gawler, who read a paper on power tube operation illustrated with numerous slides; Mr. Hiram Percy Maxim, our president, who incidentally being a Tech graduate of '36 was given a rousing reception by the M.I.T. contingent; Mr. F. S. Dellenbaugh, Jr., instructor in E.E. at Tech; Dr. A. E. Kennelly, known and beloved by all; Dr. V. Bush; and K. B. Warner, our secretary-editor. Mr. Dellenbaugh exhibited thru the courtesy of the Western Electric Co. a Bray movie of the action of electron tube circuits, the electrons whizzing thru the circuits in what we think was a most

Hamfest with most of the leading south Texas DX men in attendance, Division Manager Corlett thru absolute necessity being absent to the regret of all.

Decorations of a most unique sort were everywhere in evidence, there was a spread of "radio eats" to tempt the most fastidious, and some very interesting contests were held and the winners awarded valuable prizes. The second day of the convention was spent in visiting the various Houston stations.

Mr. F. C. Estey of the Essex County Radio Assn. paid the Houston club a visit recently, and delivered a lecture on club organization which was very helpful. Mr. Estey was voted an honorary member of the club.

# Strays



We used to have a spare Editorial Goat but it has been annexed by the practice of some folks in talking about how many amperes they radiate. For goodness' sake, fellows, get right on this thing. It's true that in a given aerial and for a given decrement, spark frequency and wave length, the more the antenna current the more the radiation to be expected, but you don't radiate amperes. You radiate energy—which is measured in watts. So say that your antenna current is so many amperes, not that you "radiate" that many amperes.

Fellow dropped in the other day and said he had heard 6BO very QSA. We always told Bill Woods of BCO (now 9ZB) that he had a rotten fist.

"My brother gave me a slip of paper for Christmas on which he wrote 'A Year's subscription to QST.' Well, January came around and no magazine, so I asked him where he sent the subscription and he told me he loaned me the two dollars last November!! What the hexx do you know about that?"—U. G. P.

8ZW gets 550 D.C. for his C.W. set off the trolley wire for four bits a month. Doesn't even need filtering. Pretty soft.

Wanted: Quiet room in the country by patient who wishes to cure himself of severe case of KEY-itis. Address—3AHK.

The "Rock Crusher" at 9ZN is still fiercer at close range. Ask Hassel to show you the ear he put against the antenna lead.

In the press and in various radio publications announcement has been made that the call letters "KDKF" have been adopted as a secondary "SOS", signifying that individual life was in danger and medical advice needed. This statement is incorrect. The call letters belong to the Seaman's Church Institute, New York City, on a limited commercial license which is used only between 2 and 10 p.m. for emergency medical service in the case of vessels in the vicinity of New York. There is no

authority for using these letters in the general way suggested in the press.

The Radio Corporation of America recommends A.C. in preference to D.C. for heating the filaments of their power tubes, A.C. giving a better distribution of electron emission and potential gradient. When stepped down from a higher voltage, the adjusting rheostat should be in the primary circuit so that the terminals of the secondary may be connected directly to the filament; then with the return from grid and plate circuits connected to the central point of the secondary winding, the circuits will be symmetrical. The filament current should be adjusted to within 3% of the normal value; less than this makes it impossible to get the desired output, while exceeding normal by 3% will reduce the life of the tube by as much as 50%. This is in the case of new tubes. As tubes approach the end of their life the filaments are becoming smaller in cross-section because of the emission, and it is therefore really desirable that the voltage across filaments be kept constant rather than the current thru them, for as they decrease in diameter it is hardly reasonable to suppose that they can continue to carry the same current.

3UJ (Baltimore) claims to have logged 6DA. Will the young gentleman in Baltimore using that call please step forward?—"The Radio Condenser."

What we want to know is where "The Radio Condenser" got that illustration for their advertisement of the Philadelphia Convention. Kippy, eh wot, ol' deah?

Noticed the silence of 2TF? Mr. Franklin has left amateur radio and is now an operator at the Belmar station of the Radio Corporation. Recollecting that mean swing, we think possibly the ops on the other side are fortunate in having Franklin receiving instead of transmitting.

Got an aerial fastened to a tree? Run the rope thru a pulley fastened in the tree, with a heavy weight on the end of the rope, and it will take care of itself when the tree sways in a wind storm.

## Lines to Miss M. A. G.

Oh Lady Bug! Dear Lady Bug!  
 If it could only be  
 That all the girls were just like you,  
 So quiet, friendly, frank and true  
 And yet could laugh the way you do—  
 They'd make a hit with me.

But when I mention Radio—  
 That fascinating game—  
 To any other lady-fair,  
 She'll wiggle, giggle, pout or stare  
 Or turn her back and fix her hair;  
 The poor benighted dame.

Now with you, friend, its different;  
 You're 'there' in every way.  
 When e'er talk this wireless stuff  
 You hold you own without a bluff  
 And never seem to hear enough.  
 That's what I call 'OK'.

And when you start to slinging code  
 That's when I like to be  
 Asittin' with my bulbs alight,  
 The pencil flying, phones clampt tight—  
 Say! I could listen half the night  
 When you are at your key.

Now, as I mentioned just above,  
 If all the girls could be  
 As nice as you, and use their heads  
 For other things than millin'ry spreads  
 And paint displays in creams and reds,  
 They'd sure appeal to me.

Johnny Clayton of 5ZL has been down with appendicitis but is now rapidly recovering and soon will be working the Canadian stations as well as ever. Here're our best wishes, Jawn.

The Magnavox Telemegafone has been redesigned for the amateur field and is now offered under the name of the Radio Magnavox at half the old price. It is built on the same electro-dynamic principle as the type R-1, the difference being in the winding and construction of the field. It operates on field currents of from 0.5 to 1.75 amperes instead of the much heavier current required by the earlier type, which means that complete saturation is no longer necessary and amateurs may run the new Magnavox on 2, 4 or 6 volts as they desire. With such a good loud-speaker at a reasonable price, we believe they will be very popular.

A competitive examination will be held beginning April 25th for the filling of 2585 vacancies in the grade of second Lieutenant in the Army, of which vacancies 114 are for Signal Corps appointments. Practically the equal of a B.S. degree in electrical engineering is required. Application blanks and further information can be ob-

tained by request from the Commanding Officer of the nearest military post or station.

2CT, in trying to find the trouble with his round system, discovered that six feet of an exhaust pipe to which he was connected was made of rubber hose! Wasamatterwasamatter?

Chicago's twenty-two high schools are being equipped with radio. The Chicago Radio Laboratory has the contract for several of the installations.

Mr. Philip R. Coursey, Ass't Editor, "The Radio Review", 12-13 Henrietta St., London, inquires whether members of our League have heard signals from the Air Ministry's station in London, call letters GFA, and requests that anyone interested listen for these signals. Meteorological and other bulletins are broadcasted on 1400 meters, C.W., at 9:05 p.m., 3:05 a.m., 4:15 a.m., 9:05 a.m., 2:05 p.m., and 3:00 p.m. daily, Eastern Standard Time, and also at 4:35 a.m. and every hour thereafter until 1:35 p.m., E.S.T., on 1680 meters. Please report reception.

Has any QST reader constructed a satisfactory audibility meter? If so, the Editor would be very glad to have a description of its construction, as several A.R.R.L. members have recently inquired about the matter.

The Army Air Service, realizing the importance of radio, has established a school for training personnel to install and operate equipment on airplanes at the various flying fields. Their latest bulletin indicates that they are looking for help, and experienced amateurs may qualify for attendance at this school upon application to any army recruiting officer or to the office of the Chief of Air Service, Washington.

"Salvaged" Air Service headsets built in a helmet come in pretty handy when an amateur operator is troubled by what is known as "domestic QRM".

There are two methods of securing a sufficiently negative bias on a detector grid to make the tube operate right: either the use of a battery or drop across the filament rheostat to directly polarize the grid, or the use of a grid condenser and leak which accumulates electrons collected by the grid and permits their leakage at a definite rate and so establishes a definite bias. While either method may be used satisfactorily on undamped signals, we wish to point out that for the reception of spark signals the advantage is altogether with the condenser-and-leak method. Where the bias is obtained by an impressed



potential, the tube detects because of the bend in the characteristic curve, while with the condenser the action occurs thru an accumulating charge from the rectified oscillations of the incoming wave train and will take place at any place in the curve and has a much greater effect on the plate current than simple operation at a bend in the curve.

In certain gaseous tubes no leak across the condenser is required. This is because in such tubes the charge leaks off thru the electrode supports within the tube or is given up by ionization.

Gems from examination papers of a radio instructor in an army school during the war:

"Audion: A glass bulb filled with vacuum".

"Logarithmic decrement is the appearing logarithm" ... etc., for "Napierian". "Decrement is caused by corona", which may be truer than he knew.

"The telephone is composed of a hard rubber coating. Inside this coating is a diaphragm made of some special kind of rubber, which is acted on by a permanent horse magnet".

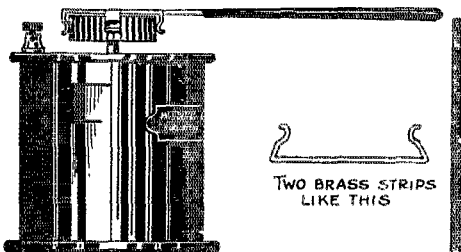
"The specific gravity can be found by the use of a galvanometer".

E.M.F.: "Electric Motor Force".

References to "hot wave meter", "hot air ammeter", "cat-tail detector", "Lydite" as a rectifying mineral, etc.

At the St. Louis Convention Mr. M. B. West started us all thinking with a number of startling ideas on spark transmission. There are many things that we don't fully understand in our operation, and our conventions are excellent places to discuss these things. In September we are going to have a big national convention in Chicago. Can't we get up a list of our problems in time to arrange for talks on these subjects by qualified men? We can, if you fellows will submit the questions to QST.

9AMU sends us this idea for a long removable handle for a condenser. Two



strips of spring brass are bent to grip the knob, and a handle may be made of thin bakelite or wood.

### WOULDN'T IT BE WONDERFUL—

If it didn't take people so long to learn not to call everybody they hear?

If your best girl was an operator and nobody but you could understand her?

If the other guy seemed to need his sleep worse than you did, and would go to bed instead of sitting you out?

If we could go to a meeting of the I.R.E. and get some actual constructional details instead of being drowned in a sea of higher math?

If those .05 decrement, 600 meter transmitters were not heard on 200?

If all income spent on radio apparatus was exempt from income tax?

If these DX birds who call fifteen times would sign off before they fade?

If 3YG wouldn't break up Arlington's weather report with his QST?

If the Fifth District would have a convention?

If 9UQ would give music lessons with that rotary?

If all relay messages were handled as quickly as the Transcons!

If some of our fone stations would play their music to *themselves* for a change? (Amen!)

If 2DR would stop calling nines long enough to see what's happening on the air?

If all newspaper reporters took interest in amateur wireless and reported results with the same accuracy that S. W. Smith of the Hartford Courant does?

If 5ZP could explain how he gets six thermo-couple amperes on  $\frac{1}{2}$  k.w.?

If 6CH and 60C would stop arguing about which one causes the most QRM in Los Angeles?

If 1JQ and 1UAV were pinched for carrying concealed bricks?

If Grebe would give a regenerative receiver for fifty soap wrappers? (But what bug finds time to wash?)

If 3IY would go to work?

If a pair of Murdock phones could be put on with one hand?

If oatmeal was put up in Bakelite boxes?

If a hairdresser could give a radio set a permanent wave (sharp one, we mean)?

If Bakelite didn't smell like a hospital?

If amateur stations in general and 3DH, 3AHK and 8ARW in particular would take a nap during church services from KDKA and give the parson a chance to get *his* traffic thru?

If compensated CW artists would tune to maximum with closed key, so their backwash wouldn't be so many times more QSA than their signal?

If 1HAA could hear all the stations he broadcasts traffic to?

If Brother A. L. Groves could have a transmitter?

If we all had time-pieces as accurate as 3AOV?




**2SZ, TROY, N. Y.**

(Concluded from page 40)

night, the Chief Operator being E. M. Williams, and the others L. S. Inskip, J. A. Lynd, and D. H. Harris, all students at Rensselaer Polytechnic Institute.

In fifty nights of operation, with a single tube, over 300 DX stations were copied, 9LR being the farthest, and 100 DX stations were worked, 9JN, Ames, Iowa, being the most distant.

**OUR GOAT.**

(Concluded from page 26.)

knew for a fact that there were hundreds of you chaps on and just itching to work. But you did not, and we put the biggest thing across that has ever been attempted in amateur radio. It was just thrilling, and entirely aside from the superb engineering feat represented it was a demonstration of ORGANIZATION and that good old A.R.R.L. SPIRIT of co-operation. It was perfectly splendid, and when anybody says he never heard of the A.R.R.L. it gets our goat.

**THE OPERATING DEPARTMENT.**

(Concluded from page 33.)

handling the bulk of message traffic in this District are 9HR, 9FS, 9ALY.

Mr. R. D. McCommon, D.S. of Eastern Ohio, has been endeavoring to line up C.W. stations for C.W. relay routes to various parts of his district. Several stations in this territory are equipped with excellent tube transmitters. Among these are 8FD, 8JU and 8ZG.

Mr. McCommon is laying plans for summer daylight routes and at present is in need of a good station to relay between 8FD and 8ZE. Stations so located as to be suitable for this purpose are requested to communicate with Mr. McCommon.

Cleveland, Ohio, has been working very hard to perfect an organization and has succeeded in wonderful style. During the first fading tests a report was received from the Bureau of Standards to the effect that absolutely no curves of any value were received from Cleveland because of the local interference situation there. Since that time the situation has steadily improved by the efforts of Mr. A. J. Spiller, Mr. F. M. J. Murphy, Mr. J. W. Speer,

Mr. R. N. Stoddard and other prominent Cleveland amateurs. A plan of traffic handling somewhat similar to that followed in Chicago has been drawn up and put into effect with a strong radio club to back it and the results have been excellent. In addition to improving local conditions the Cleveland radio men have been conducting a campaign in the interests of public opinion. Several interesting demonstrations have been given, the most unusual one being a radiophone concert with an aerial formed of the audience holding hands. This stunt was pulled off by C. J. Carter, 8AGZ, Mr. Speer, Mr. Spiller and Mr. Stoddard and attracted much attention. Message reports from Cleveland show a big increase in the amount of long distance traffic handled which is unquestionably due to the improvement of local conditions.

The District of Kentucky is showing more pep every day as is evidenced by the number of messages now going through this District regularly. We can remember the time when Kentucky was considered the dead spot of the Central Division but this is certainly not the case now. Mr. J. A. Kolb, the D.S. reports the following: Newport, Ky., C. M. Hengelbrok, 9IO, will have a C.W. set in operation in the near future. 9AVF has been working DX but his business handicaps him. 9APZ is reconstructing his transmitter and will be heard soon. Covington, Ky., A.D.S. Brown, 9UH, never sleeps and has done heaps of relaying. C. M. Kleaman, 9VZ, is in the ether again and has done some real DX. 9AIR has had trouble with the power company but has had a special line installed. 9APS has excellent equipment.

Louisville, Ky., 9OX, has been working consistently and had done some real DX but is out for the present with Dubilier

trouble. 9GX also is troubled with condensers. 9LK is increasing his power.

Mr. K. A. Duerk of Toledo District of Ohio reports Eastern Ohio traffic has been going via 8ZR from his station, while Detroit traffic has been getting off in fair shape, it being possible to QSR through 8LV at Ann Arbor. Some Toledo traffic has gone in via 8AHI at Toledo, but as he is on only irregularly, the USM route is still in use. All traffic in other directions goes off without any delay.

Mr. and Mrs. Chas. Candler, Superintendents of the Miami Valley District of Ohio, report that traffic both within the district and with distant stations has been moving with even greater activity than heretofore. 8ZL is in direct daylight communication with all points within the District as well as with all points of the Toledo district and connects easily in daylight with all surrounding Districts.

8FT is not allowed to transmit before 10:30 p.m. nor after 5:30 a.m. 8TN was out of commission for a large part of the month because of condenser trouble. He is now ready again to go ahead next month full blast. 8AKV is very much handicapped with QRM from Cincinnati, but does fine work. 8AEY, Merril T. McCole, 448 Silver St., Lebanon, Ohio, has been appointed official relay station for Lebanon, Ohio.

Mr. C. E. Darr, District Superintendent of Michigan reports no material change in traffic routing or handling in his state, traffic being disposed of in the same channels as usual. Several of our relay stations in Toledo, on whom we depend greatly, have not been in operation lately on account of disabled apparatus. 8ZZ has not been in operation for six weeks on account of heavy induction. We have a new special station in Lansing, 8YG, Michigan Agricultural College.

Mr. Schlaak, 80J, A.D.S. of Michigan reports traffic moving with a businesslike regularity the last month although we are still in need of stations in the north and northwest part of the district, in the vicinity of Grand Rapids and Bay City. And what has happened to our friends in Toledo?

Mr. Burhop, 9ZL, reports traffic moving as usual over the North Shore routes.

Taken as a whole the general condition in the Central Division has been improving steadily and especially is this true with the advancement of C.W. transmission into more general use. More consistent communication may be carried on through certain kinds of interference by this means and accordingly extensive C.W. routes are being planned to work in harmony with the regular spark routes throughout the

Division. The first of these routes is in nightly operation from 11:30 P.M. to 1:00 A.M. central time and runs from 9XI to 9XM to 9ZN to 8ZG from which station Pittsburgh and New York C.W. connections are made. An attempt is being made to connect this route with stations farther west and since 7XD at Billings, Mont., is installing a tube transmitter it is believed that an effective and consistent C.W. transcontinental route will soon be in operation which in combination with the existing spark relay routes should give wonderful communication.

Total messages 3270. Busiest station SIK=302 msgs.

### DETERMINATION OF RESISTANCE

(Concluded from page 36)

grounded to the negative filament terminal of the audion and to Corner 2 of the bridge.

For audio frequencies the same detector circuit will do but the audion must be non-oscillating, only regenerative, by loosening the plate-to-grid coupling. When the impedances to be measured do not exceed about 1000 ohms, an ordinary pair of wireless phones attached to the high-tension winding of a modulating transformer, with the low tension winding across corners 3 and 4 will make a very sensitive detector, for audible frequencies and free from interference.

For best results, in the detector the primary circuit L, C, should have for a given frequency a small L and high C, and the secondary, L<sub>2</sub>C<sub>2</sub>, a high L and low C in order to increase the ratio of transformation from secondary to primary. The low L and high C in the primary will also secure maximum sensitiveness from the bridge itself, which takes place when the impedance of the detector is equal to that of the arms. Usually for a good coil with a resonating condenser across it, the effective impedance is very much larger than the arms of the bridge. The bridge may be used to determine a given frequency with great accuracy. A standard condenser and inductance in a resonating bridge like in Fig. 3 when balanced will give the frequency

$$F = \frac{1}{2\pi\sqrt{LC}}$$

The detector may thus be calibrated for frequency and become an accurate wave-meter.

Thru error the cuts in the advertisement of General Radio Co., Cambridge, Mass. on page 100 of this issue, were transposed.

# Calls Heard



## HEARD DURING FEBRUARY Unless Otherwise Specified

In addition to the following instructions please read references to this section on pages 30 and 58 in February QST.

(1) Typewrite or neatly print the calls, "double-spaced," on a separate sheet of paper, running them across the sheet, not down a column, and writing on but one side of the paper.

(2) Arrange alphabetically thru each district, from 1 to 9, with no break between districts, using commas to separate items and putting parentheses around calls of stations also worked—all as per the lists below.

(3) The period covered by the report shall be from the first of one month to the first of the following month. All lists must be received by us by the 10th of the second month, for publication in the next following QST.

If you will co-operate with us in this, no calls published will be over two months old, and their value will be greatly increased in that we can keep tab on how improvements in our transmitters are working out, etc. It will be our aim to publish representative lists, equally distributed over the country; and in general to conduct this department so as to be of the highest possible service.

### Heard at Sea.

S.S. "City of St. Joseph", 900 m. S.E. Cape Henry Va. 1HAA, 2EL, 8XE, 280 m. S.E.: 1CZ, 2BM, 2FG, 2QR, 2UK, 2DR, 3CC, 3AL, 5XA, 8XE, 8BC, 8IK, 8KL, 8RP, 8ZD, 70 m. S.E.: 1YB, 1HAA, 3DH, 3DN, 3GO, 3IX, 3JN, 3RK, 8XR, 8ZD, 8ZL, 8BP, 9ZL.

NRJ at Portland, Me., Feb. 22: 2DN, 2JJ, 2OA, 2RK, NSF, 3ACM, 3DH, 3HG, 3NB, 3HG, 9ZL. KEJX between N. Y. and Baltimore, galena 1RAY, 1HAA, 2FG, 2OU, 3EN, 4BY, 3DR, 8DZ, 8TT, 8QJ, 8AGK, 8JL, 8AMM, 8ARW, 8CAA, 8KP, 9LQ, 9HN, 9NJ, 9XW, 9AJN.

U. S. Marines Stn., Manati, Ouento, Cuba, January: 2RK (loudest), NSF, 5XB, 5ZC, 5ZL, 8ZJ, 9ZJ (most consistent).

KOHT enroute N. O. to Havana: 2JU, 3BZ, 3DH, 3EN, 3FG, 3GO, 3VY, 3XF, 4AG, 4AL, 4BK, 4BY, 5BL, 5ER, 5HV, 5HL, 5IS, 5JE, 5KP, 5JD, 5PM, 5ZA, 5AZ, 5ZP, 5ZS, 5ZU, 5AV, 5IK, 5NZ, 5SP, 8ZL, 8AAZ, 8AEX, 8ANJ, 9EL, 9EQ, 9HI, 9JN, 9JQ, 9LF, 9LQ, 9PS, 9XM, 9ZB, 9AEG.

### IRAY UNIVERSITY OF VERMONT, BURLINGTON, VT.

1AAQ, 1AE, 1AO, 1AS, (1AW), 1BAB, 1BAC, 1BB, (1BBL), 1BGR, 1BM, 1BY, 1CC, 1CK, 1CY, (1CZ), (1RAC), 1DH, 1DT, 1DY, 1DZ, (1EAT), 1EAV, (1EK), 1ER, 1FBV, 1FK, 1FU, 1FV, (1GBC), 1GHT, 1GY, (1HAA), 1IA, (1JA), (1LAX), (1LBR), (1MAD), (1MBS), 1NAQ, 1OE, 1OY, (1PAO), (PY, (1RAS), 1SA, 1TA, (1TS), 1TX, 1UA, 1UD, 1VAA, 1XB cw., (1XT), 2AA,

(2ACD), (2ADE), 2AEL, (2AJW), 3ALD, 2ALK, 2AR, 2AWL, 2BG, (2BGR), 2BK, 2BM, 2CC, 2CT, 2DA, (2DI), 2DR, 2EH, (2EL), 2IL, 2JJ, (2JU), (2KM), 2ML, 2NW, 2OA, (2OM), 2RK, 2SH, 2TE, 2TJ, (2TK), 2UC, 2UK, (2VA), 2XJ, 2XQ fone, 2YM, 2ZM, 3AAG, 3ACE, 3ACT, 3AER, 3AH, (3AIC), 3AK, 3AL, (3BG), (3BP) Canadian, 3CC, 3CE, 3DA, 3DD, 3DDS, (3DH), 3EE, 3EH, (3EN), 3EY, 3FB, (3GO), 3HB, (3HJ), 3HX, 3IL, 3IX, (3KM), 3LL, 3LR, 3MB, 3MZ, (3NB), 3OE, 3OM, (3OU), (3PS), (3PU), (3QW), 3RW, (3TJ), 3UC, 3UU, 3XF, 3ZE, (4A), 4BQ, (4EY), 4FD, 4YB, 5DA, 5AD, (5AFB), 5AFG, 5AGD, 5AGK, 5AGO, 5AHR, 5AIO, 5AJ, 5AJO, 5AJL, 5AL, 5ALE, 5AMF, 5AMJ, 5AMQ, 5AMZ, 5AWX, 5BO, 5CF, 5CG, 5DC, 5DH, 5DP, (5DR), 5DV, (5DZ), 5ED, 5EV, (5FAA), 5FE, 5FI, 5FW, 5GB, (5GD), 5GO, 5GY, (5HG), 5HJ, 5HN, 5HP, 5HQ, 5HY, 5IG, 5IL, 5IZ, (5JE), 5JQ, 5KE, 5KK, (5KP), 5KZ, 5LH, 5MAO, 5ML, 5NZ, 5OY, (5OZ), 5PQ, 5PI, 5PW, (5QJ), (5QM), 5RE, 5RP, 5RQ, 5RW, (5RSP), 5TT, 5OU, 5WP, 5WY, 5XA, (5XE), (5XG), 5XE, 5XU, 5ZA, 5ZD, 5ZE, 5ZJ, 5ZL, 5ZQ, (5ZR), (5ZT), 5ZW, 5ZY, 9AER, 9AFA, 9AFK, 9AIX, 9AWT, 9BL, 9DP, 9ET, 9FN, 9FS, (9GP), 9JN, 9KL, 9LA, 9LK, (9LQ), 9MC, 9PC, 9PO, 9QC, 9WC, 9WO, 9WU, 9XM, 9YA, 9YB, 9YW, 9ZD, 9ZJ, 9ZL, 9ZN, 9ZQ.

### 1UD, DUXBURY, MASS.

1AB, (1AE), 1AW, 1AS, 1BAX, 1BB, (1BH), 1BV, (1BW), (1CDB), 1CF, (1CK), 1CP, (1CZ), 1DBM, (1DBU), 1DH, (1DR), 1FZ, (1DY), (1EAV), (1EBW), (1EP), (1ES), 1EV, 1FT, (1FBV), 1FC, 1FF, (1FU), (1FV), 1FW, (1GBC), (1GBL), (1GHT), 1GM, 1GN, (1HAA), 1HAL, (1HAK), (1HAL), 1HF, 1HZ, 1IA, 1IE, (1ID), (1IS), (1JT), 1JG, 1KAG, 1KM, 1LAX, (1LBR), 1MAD, (1MAU), 1MBE, 1MF, 1NAQ, 1OA, 1OE, 1PAO, (1PAT), (1PAW), 1PBE, (1PU), 1QR, (1RAY), (1RV), 1SAS, 1SAF, 1SD, 1SS, (1TS), 1UC, 1UE, (1UL), 1UM, (1UN), (1VAA), 1VY, 1WJ, 1WE, 1WR, 1XB, 1XE, 1XF, 1XM, (1XT), (1XX), (1YB), 1YC, 1YS, 2AAC, 2AAE, 2ACM, 2AE, (2AER), 2AGC, 2AHK, 2ALK, (2AM), 2AR, 2AX, 2AXB, 2BB, 2BGR, 2BGN, 2BK, 2CC, 2CT, 2DA, 2DI, 2DL, (2DN), 2EL, 2DR, 2FD, 2FG, 2FZ, (2HJ), 2HK, 2IG, 2IJ, (2JU), 2JW, 2KY, 2LO, 2NC, 2ND, 2NN, 2OA, 2OAR, 2OO, 2PL, 2RB, (2RK), 2SZ, (2TF), 2TC, (2TJ), 2TK, 2TS, (2UA), 2UV, 2VA, (2WZ), 2XJ, 2XX, 2YM, 2ZL, 2ZM, 2ZV, 3AAG, 2ABI, 3ACM, 3ACS, (3AHK), 3AK, (3ALN), 3BP, 3BG, 3CC, 3CS, 3DR, 3DH, 3DS, 3EH, 3EL, 3EN, (3GO), 3HG, (3HJ), 3HX, 3IS, 3JY, 3KV, 3NC, 3OB, 3PN, (3PU), (3QF), 3SB, 3UG, 3VY, 3XC, 3YM, 3YV, 3ZE, 3ZM, 4AG, 4BY, 4FF, 4XC, 5AB, (5AD), 5ADQ, 5AGK, 5AJO, 5AJW, (5AMZ), 5APP, 5AR, 5ARK, (5AMM), (5BC), 5BK, 5BO, 5BW, 5CW, 5DK, 5DR, 5EV, 5FC, 5GH, 5GI, 5GX, 5HG, 5ID, 5IL, 5IS, 5JQ, 5KK, 5KM, 5KP, 5KU, 5KZ, 5LF, 5LQ, 5MP, 5MG, 5MH, 5ML, 5OI, 5OY, 5OZ, 5PI, 5PN, 5PQ, 5QM, (5RQ), 5RU, 5SH, 5UU, 5VA, 5VD, (5WV), 5WY, 5XC, 5XE, 5XH, 5XX, 5ZA, 5ZE, 5ZL, 5ZJ, 5ZM, 5ZR, 5ZV, 5ZY, 9AAW, 9LT, 9FA, 9HM, 9PC, 9QL, 9WE, 9VK, 9ZJ, 9ZL, 9ZN, 9ZW.

### VAF1 RADIO COMPASS STATION, PRICE'S NECK, NEWPORT, R. I., March.

1H cw, 1YK cw, 1XF cw & fone, 2JU spk, 2RM cw, 2ZL cw, 3AR cw, 3HB spk, 3MR cw, 3XI cw, 3ZA spk, 7ZZ cw, 8GB spk, 8ZG cw, 8ZW spk, 9AB spk, 9JD spk & fone, 9LJ cw, 9OX spk, 9WS spk, 9XI cw, 9ZJ spk, 9ZN spk.

### 1TS, BRISTOL, CONN.—One Tube.

1AE spk & cw, 1AO, 1AR cw, 1AS, (1AW), 1BAB, (1BR), 1BBO cw, 1BH, 1BM, (1BV) cw, 1CAY,

1CBJ, 1CF C.W., 1CK spk & C.W., (1CM), 1CP, 1CY, 1CZ, 1DA C.W., 1DAC, 1DAP, 1DAQ, (1DR), (1DY), 1EAV, (1EBW), 1EP, (1ES), 1FAQ, 1FBF, (1FBK), 1FL, (1FQ) C.W., 1FU, (1FU), 1GAN, 1AS, 1GBC, 1GBL, 1GBT, (1GM), (1GY), 1GZ, (1HAA), 1HAF, 1HAK, 1HO, (1IA), 1IAO, 1ID, 1JAR, (1JBF) spk. C.W. & fone, 1JBT, 1JN, 1J, (1KAZ) spk. & C.W., (1LAX), (1LBR), 1LJ, 1MAD, 1MBS, 1MP, 1MX, (1NAQ), 1NAW, 1NO C.W. & fone, 1OAD, (1OBC), (1OBE), (1OE), (1PAO), 1PAW, 1QAJ C.W. & fone, 1QBF, 1QR C.W., 1QT, 1RAS, 1RAX, (1RAY), (1RU) C.W. & fone, 1RV, 1RX, 1RZ spk. & C.W., 1SAZ, (1UD) spk. & C.W., (1UJ), 1UN spk. & C.W., (1UQ), 1VAA, 1WAB, 1WP, 1WR, 1XD fone, 1XE, 1XM, (1XN), (1XT), (1XV) C.W. & fone, 1XX spk. & C.W., (1YB), 2AAG, 2ACD, 2AEF, 2AER, 2AJF C.W., 2AJN, 2AJU C.W., 2AJW, 2ALK, 2AMY, 2ANN C.W., 2ANZ, 2ARA spk. & C.W., 2ARD C.W., 2ARY, 2AW, 2AXB C.W., 2BAD, 2BB, 2BGH, 2BGN, 2BGR, 2BIP, (2BK), (2BM), 2BY C.W., 2CC, 2CS spk. & C.W., 2CT spk. & C.W., (2DA), 2DL, 2DN, 2DR, 2EL, 2FD, C.W., 2FG, 2HI C.W., 2IN, 2JJ, 2JU, 2KR, 2KW, (2LO), 2MJ, 2NB, (2NN), (2OA), 2OM, 2OO, 2PL, (2QR), 2RB, 2RK, 2RM, 2RQ, 2SZ, 2TB, 2TF, 2TJ, 2TK, 2TS, (2UA), 2UE, 2UH, 2XK C.W. & fone, (2XQ) spk. C.W. & fone, 2XX C.W. & fone, 2ZC, 2ZD C.W., 2ZL C.W., 2ZM spk. & C.W., (3AA), 3AAE C.W., 3AAG, (3ABI) C.W., 3ABV, 3ACE, 3ACM, 3ACS C.W., 3AIC, 3AHC, 3AK, (3ALN), 3BG, 3BZ, 3CC, 3CE, 3CF, (3DH), 3EE, 3EH, 3EN, 3EP, 3FM, 3FR, (3GO), 3GX, 3HJ, 3HX, 3IX, 3JY, (3KM), 3LR, 3NB, (3OB), 3OU, 3PS, (3PU), (3QP), 3RU, 3RW, 3TJ, 3UF, (3VV), (3XF), 3YG, 3YH, 3YV, 3ZA, (3ZE), 3AG, 3JK, 3Y, 3FD, 3XB C.W., 3XC, 3YA, 3HA, 3XA, 3YH, (3AB), (3ABG), 3ACF, 3AD, 3ADE, 3ADQ, 3AEE, 3AFP, 3AFO, 3AFS, 3AGE, 3AGK, 3AGO, 3AIB, (3AIO), 3AJ, 3AJT, 3AJW, 3AKA, 3AKS, 3AKV, 3AL, 3ALY C.W., 3AMF, 3AMJ, 3AMM, 3AMZ, (3AMZ), 3ANT, 3AOF, 3AOU, 3APB, 3ARK, 3ARW, 3ATN, 3AVD, 3AWX, 3AXC C.W., 3AXK, 3AY, 3AYA, (3BC), 3BO, 3BP, 3CD, (3CG), 3CL, 3DP, 3DR, 3DT, (3DV), 3DY, 3EZ, 3FAA, 3FD, 3FE, 3FI, 3FK, 3FW, 3GL, 3GW, 3HA, (3HF), 3HG, 3HI, 3HJ, 3HY, 3IB C.W., (3ID), 3IK spk. & C.W., 3IL, 3IN, 3IV spk. & C.W., 3JE, 3JJ, 3JM C.W., 3JQ, 3JU spk. & C.W., 3KE, 3KK, 3KM, 3KP, (3KZ), 3LE, 3LF, 3LI, 3LQ, 3LV, 3LX, (3MP), (3ML), 3MT, 3MZ, 3NV, 3NZ, 3OC, 3OL, (3OD), 3ON, 3OZ, 3PE, 3PJ C. W., 3PN, 3QI, 3QM, 3QQ, 3RH, (3RQ), 3RU, 3RW, 3SH, (3SP), 3TB, 3TK, 3TN, 3TT, 3UK, 3UO, 3UY, 3VJ, (3VQ), 3VS C.W., (3VU), (3VW), 3WO, (3WY), 3XA, (3XE), 3XH, 3XI, 3ZK C.W. & fone, 3XS, 3YG C.W. & fone, 3YV, 3YP, 3ZA, (3ZD), (3ZE), 3ZG C.W., 3ZL spk. & fone, 3ZV C.W., 3ZV, 3ZY, 3ZZ C.W., 9AAC, 9AAW, 9AEA, 9AFK, 9AFO, 9AGY, 9AIX, 9AON, 9AOL, 9APK, 9AWZ, 9BP, 9CP, 9DBT, 9DV, 9EQ, 9GN, 9GP, 9HI, 9HJ, 9HM, 9HN, 9HP, 9HR, 9HY, 9JN, 9KA, 9KL, 9KN, 9KV, 9LA, 9LQ, 9LR, 9MC, 9MT, 9PG, 9PV, 9QO, 9SQ, 9UH, 9UU, 9WE, 9WK, 9XJ C.W., 9XM spk. C.W. & fone, 9YB, 9YC, 9YI, 9ZA, 9ZB, 9ZJ, 9ZL, 9ZN spk. & C.W., Canadian (2AK), (2CI), 3AO (3BO), 3EL, (NSF) C.W. & fone.

1NY, BELMONT, MASS.

1AB, 1AE, 1AS, 1AW, 1BBB, 1CK, 1CY, 1CZ, 1DR, 1DY, 1EP, 1EBW, 1EV, 1GAW, 1GBT, 1IE, 1IC, 1JBT, 1PD, 1PAW, 1QT, 1RAY, 2BK, 2EL, 2JJ, 2JU, 2OM, 2OO, 2RK, 2SZ, 2TF, 2XQ, 2XX, 2ZL, 3AL, 3ACM, 3AHC, 3CC, 3DH, 3EN, 3GO, 3HG, 3HX, 3NB, 3VV, 3AD, 3AFB, 3AGK, 3AL, 3AWX, 3DR, 3DV, 3EC, 3FK, 3GI, 3HG, 3ID, 3JJ, 3KK, 3KZ, 3MZ, 3NZ, 3PW, 3XE, 3XU, 3ZE, NSF.

2AII, BRONXVILLE, N. Y.

1AW, 1DR, 1FVS, 1HAA, 1HBA, 1RK, 1RAS, 1RAY, 1RR, 1TS, 1VAA, 1XF, 1YB, 2AEF, 2AJE, 2AJF, 2AJT, 2AKO, 2ALW, 2AM, 2AMI, 2ANZ, 2APP, 2AQL, 2AST, 2AVR, 2AZ, 2BAI, 2BB, 2BEY, 2BF, 2BFL, 2BGD, 2BIS, 2BK, 2BM, 2CC, 2CT, 2CY, 2DK, 2DN, 2FG, 2HL, 2HZ fone, 2HQ, 2JJ, 2JU, 2KN, 2LZ, 2NT, 2NV, 2OA, 2OM, 2OW, 2PE, 2QK, 2QY, 2RB, 2RK, 2TB, 2TK, 2UA, 2VA, 2VH, 2XC fons, 2XG fone, 2XK fone, 2XQ, 2ZM,

3AHD, 3AIL, 3BP, 3BZ, 3DH, 3EN, 3GG, 3GX, 3HG, 3HJ, 3NB, 3PU, 3ZE, 4ML, 4XC, 5AB, 5ACF, 5AE, 5AGH, 5AIO, 5AJW, 5AJT, 5AKJ, 5AKV, 5AMM, 5AMZ, 5AU, 5BC, 5BO, 5CD, 5CG, 5CH, 5DC, 5DR, 5FA, 5FC, 5FN, 5FT, 5GI, 5GO, 5HA, 5HP, 5ID, 5IK, 5JE, 5JJ, 5JL, 5JQ, 5JU, 5KB, 5KM, 5LF, 5LQ, 5LV, 5ME, 5NL, 5NZ, 5OJ, 5RU, 5RU, 5SZ, 5SH, 5SP, 5TK, 5TN, 5TT, 5TY, 5VQ, 5WO, 5WY, 5XE, 5XK, 5XU, 5ZA, 5ZD, 5ZE, 5ZL, 5ZY, 9AAC, 9AIC, 9AKH, 9AON, 9CP, 9EB, 9EY, 9HN, 9HT, 9JN, 9LA, 9LQ, 9OE, 9PV, 9UU, 9ZL, 9ZN, NSF.

2TT, NEW YORK CITY.

1AE, CW, 1AW 1BBL, 1BM, 1CK, 1CP, 1CZ, 1DY, 1EBW, 1EV, 1HAA, 1MAD, 1OE, 1TS, 1RAY, 1UD, 1VAA, 1XX, 1YB, 3ABI C.W., 3ACM, 3ACS, 3AHC, 3AIC, 3AK, 3ALN, 3BG, 3BZ, 3CC, 3DH, 3EN, 3FR, 3GO, 3GX, 3HG, 3HJ, 3HX, 3JY, 3LY, 3NB, 3OB, 3PU, 3VV, 3YV, 4XC, 5YE, 5AD, 5AE, 5AF, 5AGK, 5AGO, 5AIO, 5AJW, 5AKA, 5AKV, 5AL, 5ATN, 5BC, 5BO, 5OF, 5DR, 5DV, 5EB, 5FE, 5FK, 5FT, 5GW, 5HA, 5HF, 5HH, 5HG, 5HO, 5ID, 5IK, 5IV, 5JE, 5JF, 5KK, 5KP, 5KZ, 5LQ, 5MF, 5MZ, 5OI, 5RU, 5SP, 5UK, 5UY, 5VJ, 5VQ, 5WY, 5ZE, 5XK, 5XU, 5ZA, 5ZD, 5ZE, 5ZGQ C.W., 5ZL, 5ZR, 5ZW, 5ZY, 9AAW, 9AE, 9JN, 9KN, 9MH, 9SQ, 9UH, 9WE, 9XM spk. & C.W., 9XI C.W., 9YB, 9ZL, 9ZN, NSF, Can. 3BP.

2PL, MAPLEWOOD, N. J.

1BAB, 1BBL, 1CY, 1CZ, 1DL, 1DY, (1EAV), 1GY, 1HAA, 1Q, (1RAY), (1VAA), (1XT), 2ZL, 3AB, 3ACE, (3EN), 3FG, 3GO, 3GX, 3HB, (3HG), 3KM, 3NB, 3SW, 3UC, (3VV), 4BY, 4DM, 4EY, 5AAZ, (5AMZ), 5AL (5AIO), (5BO), 5BP, 5CD, 5CM, 5DL, 5DJ, 5ED, 5ER, 5EV, (5FE), 5FK, (5PT), (5SD), (5GW), (5GX), 5HG, 5HP, 5IZ, 5TS, (5KK), (5KM), (5KP), 5LW, (5MH), (5ML), 5NI, 5OJ, (5RQ), 5RW, 5SH, (5SP), 5TN, 5TT, (5WY), 5ZL, 5ZD, 5ZL, 5ANZ, 5AP, (5BF), 5EL), 9GP, 9LQ, (9PV), 9ZL.

2AUG, RIDGEWOOD, N. J., Indoor Aerial.

1AW, 1AE, 1DR, 1DY, 1EP, 1GM, 1GY, 1GZ, 1HW, 1LA, 1OE, 1UD, 1UT, 1EBW, 1GBL, 1HAA, 1RAY, 1VAK 1XD, 1XX, 3BP Canadian, 3DH, 3DS, 3EI, 3GO, 3HG, 3KM, 3NB, 3UC, 3VH, 3VV, 3AB, 3AHC, 3ALN, 4EY, 1XC, 5YH, 5XA, 3AD, 3AL, 3BC, 3BP, 3FC, 3FK, 3FQ, 3GI, 3HJ, 3HD, 3HP, 3HQ, 3HY, 3ID, 3IK, 3IU, 3JJ, 3JL, 3JK, 3KE, 3KK, 3KM, 3KN, 3KP, 3KU, 3LJ, 3LM, 3LQ, 3LV, 3MT, 3OJ, 3PL, 3PN, 3RU, 3SH, 3JJ, 3TK, 3TN, 3UY, 3VJ, 3WY, 3XE, 3XK, 3XU, 3ZA, 3ZD, 3ZE, 3ZL, 3AAK, 3ACF, 3ADE, 3AGK, 3AIB, 3AJW, 3AKV, 3AMK, 3AMM, 3AMW, 3AOF, 3AW, 3AXC C.W., 3AYY, 3FAA, 3GP, 9DV, 9EQ, 9FG, 9GP, 9HM, 9HN, 9HP, 9CR, 9JK, 9JN, 9JJ, 9KN, 9KO, 9LA, 9LQ, 9LR, 9LW, 9MH, 9NV, 9TK, 9UU, 9ZB, 9ZJ, 9ZL, 9ZN, 9ZQ, 9ZV, 9AAW, 9AEG, 9AIX, 9AOA, 9DBQ, 9NHN, NSF, WL 2 C.W.

3FB, ATLANTIC CITY, N. J.

1AE, 1AS, 1AW, 1BBL, 1CK, 1DY, 1GBC, 1HAA, 1JG, 1JBT, 1MAD, (1OE), 1OJ, 1RAY, 1XT, (1YB), 2AER, (2AJW), 2ALK, 2BM, 2BK, (2BGR), 2CC, 2CT, 2DA, 2DI, 2DN, 2DR, (2EL), 2FG, 2JJ, (2JK), (2JU), 2KR, 2OA, (2OE), 2OM, 2RK, (2SU), 2SZ, 2ZL, 3AN, 3ALN, 3AOE, (3AS), (3BA), 3BG, 3BP, 3BZ, 3CC, (3DH), 3EN, 3GO, 3HG, 3HJ, 3IX, 3JC, 3KM, 3NB, 3OU, (3OO), (3PU), (3SC), (3TH), 3UF, NSF, VMI, 4EY, 5AAW, 5ACF, 5AGK, 5AGB, 5AKA, 5AIO, 5AMQ, 5ANW, 5APB, 5AOU, 5AWK, 5AWX, 5BC, 5CH, 5DV, 5EF, 5FC, 5FK, 5FAA, 5GL, 5GW, 5HA, 5HP, 5IK, 5JU, 5JQ, 5KK, 5LX, (5QJ), 5RW, (5SP), 5TT, 5VQ, (5WY), 5XK, 5XE, 5XU, 5ZE, 5ZL, 5ZR, 9CP, 9ACL, 9AGY, 9DV, (9FQ), 9GP, 9JT, (9KL), 9UU, 9QP, 9ZN.

3CA, ROANOKE, VA.

1HAA, 1LBR, 1RAY, 1RZ, 2ALK, 2BM, 2DA, 2OA, 2OO, 2TQ, 2VA, 2ZC, 2ZM C.W. & spk., 2XQ, 3AAE C.W., 3ACE, 3ACS, 3AHC, 3AOW, 3BG, 3CC, 3DH, 3EH, 3FR, 3GO, 3GX, 3NB, 3PU, 3QW, 3TN, 3ZO C.W., 4BK, 4DJ, 4EK, 4XC, 4YB, 5YH, 5ACF, 5AEY, 5AKD, 5ALG, 5AP, 5ARW, 3AY, 5AYA, 5BP, 5CU, 5FC, 5HA C.W., 5HF, 5IK,

8IM, 8IZ, 8JQ, 8KE, 8KP, 8LM, 8LN, 8NM, 8NQ  
C.W., 8NZ, 8OJ, 8OM, 8SP, 8TN, 8TT, 8VY, 8VZ,  
8WV, 8WY, 8XA, 8XE, 8XY, 8YK, 8YV, 8ZA,  
8ZE, 8ZG, 8ZH, 8ZL, 8ZR, 8ZT, 8ZV C.W., 8ZX,  
9ABL, 9CB, 9EA, 9FS, 9GN, 9GX, 9HN, 9LQ,  
9MC, 9OB, 9SQ, 9XE, 9YC, 9ZB, 9ZL, 9ZM, 9ZQ,  
9ZY.

3RF, HADDON HEIGHTS, N. J.

1EAV, 1HAA, 1RAY, 1XD fone, 2BM, 2DA, 2EL,  
2JJ, 2OO, 2PL, 2R7, 2SH, 2SZ, 2XJ fone, 2XQ,  
2XX fone, 2ZL C.W., 2ZM C.W., 3AK, 3AR C.W.,  
3AAA, 3ABG, 3ACS, 3AHK, 3BG, 3BK, 3BP, 3BZ  
daltie, 3CC, 3DH, 3EH, 3EN, 3FC, 3FR, 3GO, 3HG,  
3HJ, 3LG, 3LP, 3NG, 3ND, 3OA, 3OB, 3PB, 3PU,  
3RK, 3UC, 3YM, 3ZC, 3ZV, 4AA, 4AN, 4AU, 4BB,  
4BK, 4BY, 4XC, 4YB, 5EK, 5DA, 5XA, 5YH, 5AB,  
5AD, 5AY, 5AAT, 5AAU, 5ABK, 5ACF, 5ACL,  
5ADE, 5AEY, 5AGD, 5AGK, 5AGO, 5AIO, 5AKH,  
5ALG, 5ALO, 5AMZ, 5ANB, 5ANY, 5ARW, 5AUS,  
5BP, 5CA, 5CH, 5CM, 5DC, 5DJ, 5EE, 5FC, 5FD,  
5FI, 5FS, 5GB, 5GH, 5GI, 5HA, 5HG, 5HM, 5HW,  
5IK, 5IM, 5JE, 5JF, 5JJ, 5JQ, 5KE, 5KP, 5LK,  
5LQ, 5LU, 5LV, 5M, 5ML, 5NM, 5OJ, 5PL, 5PN,  
5PW, 5QJ, 5RA, 5RQ, 5RU, 5RW, 5SH, 5SF, 5TG,  
5TN, 5TT, 5UH, 5UY, 5VQ, 5WY, 5XE, 5XH,  
5XK spk. & C.W., 5YV, 5ZA, 5ZD, 5ZL, 5ZI,  
5ZQ, 5ZR, 5ZS, 5ZW, 5ZX, 5ZY, 9AU, 9AY, 9AAF,  
9ABL, 9AEG, 9AKM, 9ALK, 9ALS, 9ANN, 9AON,  
9ASJ, 9AWX, 9CP, 9DK, 9EQ, 9ET, 9FA, 9FG,  
9FK, 9FQ, 9FS, 9GN, 9GP, 9HG, 9HR, 9IN, 9LN,  
9LQ, 9LS, 9MC, 9RZ, 9UH, 9VC, 9VS, 9XM, 9XW,  
9YA, 9ZL, 9ZN, 9ZQ, 9ZR.

3IL, WASHINGTON, D. C.

1AN, 1AT, 1AW, 1BBL, 1CP, 1DR, 1DY, 1HAA,  
1JBT, 1MAD, 1OE, 1RAY, 1TS, 1YB, 2BB, 2BG,  
2BM, 2CT, 2DA, 2DU, 2DR, 2EL, 2FG, 2JJ, 2JU,  
2OA, 2GR, 2RK, 2WE, 2WK, 3AHK, 3BZ, 3CC,  
3EN, 3GO, 3HG, 3HJ, 3NB, 3PS, 3UC, 4XC, 4YB,  
5XA, 5ZL, 5BC, 5EC, 5GL, 5SH, 5SP, 5SX, 5TS,  
5PE, 5MC, 9UH, 9ZN.

3EN, NORFOLK, VA.

1AE C.W., 1AS, 1AW, 1BAB, 1CK, 1CY, 1FV,  
1GBT, 1HAA, 1JAP, 1MAD, 1RZ), 1RAY), 1XZ,  
1XT, 1YB, 1YBT, 2AID), 2AR, 2BK, 2BM,  
(2CT), 2DA), 2DN), 2DR), 2EL), 2FG, 2JJ,  
2JL, 2JU), 2JZ, 2NX), 2OA), 2RB, 2RK),  
2RL, 2SH, 2SZ, 2TF, 2TS, 2UA), 2UK, 2VA,  
2ZL C.W., 2ZM), 3AAE C.W.), 3ABC), 3AC  
C.W., 3ACS (3AHK), 3AIC, 3AR), 3BG), 3BP,  
3CC, 3DH, 3GX, 3HB, 3HG, 3HJ), 3HX, 3IB,  
3JC, 3NB, 3PU, 3QW, 3TI, 3ZF, 3YV), (NSF  
C.W. & fone), 4AG), 4AU), 4BY), 4CK),  
(4FD), 4RK, 4UF), 4XC, 4YB, 5DA, 5ER, 5OE,  
5XA, 5ZD), 5AAE, 5ACF, 5ACH, 5ADE), 5AEE,  
5AEY, 5AFO, 5AG, 5AGK, 5AGO, 5AIO, 5AJW,  
5AK, 5AKV, 5AL, 5ANK), 5ARW, 5AY, 5AXC  
C.W., 5BP, 5DR, 5DV, 5DY, 5DZ, 5EV, 5FA,  
5FT, 5GB, 5GI, 5GW, 5HA, 5HG, 5HP, 5ID),  
5IK, 5IW, 5IV), 5JE, 5JJ, 5KK, 5KL, 5KM, 5KP,  
5KZ, 5LH), 5LQ, 5LU), 5LV), 5MF, 5ML),  
5MZ, 5NZ), 6OJ), 6QJ, 6RQ), 6SP), 6TN),  
(6TT), 6UT, 6UY, 6VJ, 6WY), 6XV, 6WY),  
(8XE), 8XH), 8XS, 8XU, 8ZA, 8ZE), 8ZD),  
8ZG C.W., 8ZL), 8ZR), 8ZT), 8ZV C.W. &  
fone), 8ZW spk. & C.W.), 8ZY), 8YV C.W.,  
8YK, 9AAC, 9AAV), 9AAW, 9AWF, 9BB, 9CA,  
9DBT, 9EQ, 9ET, 9GP, 9HJ, 9HN, 9AT), 9AV,  
9KL, 9KO, 9KV), 9LO, 9LQ, 9LR, 9MC), 9MO,  
9OR, 9OX, 9SQ, 9SU, 9UH), 9UJ, 9VC, 9WE,  
9WV, 9XM, 9XW, 9YA, 9YB, 9ZL, 9ZN, 9ZV.

4EG, WOODRUFF, S. C., Jan. 22-Feb. 22.

1AK, 1AW, 1EK, 2EL, 2EP, 2ER, 2SJ, 3BZ, 3DE,  
3EN, 3GO, 3GT, 3KM, 3ND, 3RK, 4AD, 4AG, 4AM,  
4AN, 4AO, 4AT, 4AU, 4AX, 4BK, 4BA, 4BY, 4CU,  
4DJ, 4DU, 4EF, 4EK, 4EY, 4FD, 4XC, 5DA, 5EN,  
5ER, 5GX, 5JA, 5JD, 5LA, 5ZD, 5ACF, 5AE, 5AG,  
5DE, 5DP, 5DR, 5DZ, 5EL, 5FG, 5HE, 5JD, 5OP,  
5RG, 5SP, 5UY, 5XE, 5XK, 5CW, 5YF, 5ZZ, 9AS,  
9ADR, 9AMK, 9ASF, 9GL, 9JE, 9JY, 9KR, 9LM,  
9NR, 9OE, 9QC, 9UF, NSF.

4BI, MIAMI, FLA.

1CZ, 1DY, 1OX, 1WR, 2DA, 2EL, 2JJ, 2JU, 2RK,  
2ZL, 3AA, 3AAG, 3AC, 3AG, 3EN, 3GO, 3ND,  
3PM, 3PU, 3AC, 4AM), 4BE), 4ES), 4FD),

4RY, 5OA, 5XA, 5XB, 5ZD, 5ZO, 5ZE, 5XE, 9XE,  
NSP, XKL, KFI.

5XA, AUBURN, ALA., Jan. 18-Feb. 19.

1AW, 1XP, 2CC, 2DN, 2EL, 2GO, 2HX, 2RK),  
2ZL, 3AH), 3AO, 3BZ), 3EN), 3GO), 3VV),  
3XR, 4AG, 4AN, 4AU, 4BK, 4BY), 4FD, 4YA),  
(4YB), 5BC), 5BK, 5BO, 5BR, 5CG, 5CK, 5DA),  
5DI, 5DW, 5ED), 5ER, 5FA, 5FD, 5HL), 5HV),  
5IK, 5IS, 5JD), 5KP, 5LA), 5LR), 5LS, 5LY,  
(5MF), 5YE), 5YH), 5ZA, 5ZD, 5YI, 5ZK),  
(5ZP), 5ZX, 5AAL, 5ANO), 5AX, 5DC, 5DR,  
5DZ, 5EB), 5ET, 5GW, 5HM, 5KP, 5RE, 5RQ,  
5QJ, 5SP, 5UI, 5UY), 5ZJ, 5ZL), 5ZR, 5XE,  
9ABH, 9ABL, 9ACL, 9AEG), 9AGG, 9AON),  
9AKQ, 9AWR, 9AWX, 9BE, 9CE), 9EE, 9EL),  
9ET, 9EHL, 9HL, 9JC, 9JE, 9FU), 9KL, 9KN,  
9KO, 9LF, 9LA), 9LQ), 9LR), 9LZ, 9MEQ,  
19MC), 9MH, 9OX), 9QJ, 9UH), 9UK, 9UU),  
(9UF), 9VC), 9VZ, 9WC, 9WE, 9WW, 9ZB),  
9ZL, 9ZL, 9ZT), NSF.

5ZN, EAGLE PASS, TEXAS, Oct. 26-Mar. 4.

15AO), 5BR, 5BC, 5BG, 5BI), 5BM, 5BO, 5CG,  
5DO, 5DW, 5EA, 5ED, 5EF, 5EO, 5ES, 5EW,  
5FA, 5FL, 5HL), 5HV, 5IS), 5JA), 5JD, 5JE,  
5JG, 5JI, 5JS, 5JX, 5LR, 5LO, 5LZ, 5PN, 5WA,  
5XB, 5YE, 5YH, 5ZA), 5ZC), 5ZD, 5ZF), 5ZG,  
5ZV, 5ZK, 5ZL, 5ZO, 5ZP, 5ZS), 5ZT), 5ZU,  
5ZV, 5ZK, 5ZZ, 6CO, 6GE), 6IG, 6MA, 6ZA,  
7XZ, 8ZL, 9AAC, 9ABF, 9ACN, 9AE, 9AEG, 9AEQ,  
9AFX, 9AHS, 9AIZ, 9AMB, 9APC, 9AJ, 9AUO),  
9BA, 9BW, 9DE, 9DU, 9ET, 9FF, 9HL, 9HO, 9JN,  
9KV, 9LE, 9LC, 9LL, 9LR), 9MC, 9OE), 9OF,  
9PS, 9SZ, 9WN, 9XI C.W., 9XW, 9YA, 9ZB,  
9ZN, 9ZO, 9ZQ, NSF.

6ZH, Richfield, Utah, Jan. 1-Feb. 26.

5ZA), 5XB, 5XD, 5IF, 5IL, 5JZ, 5ZL, 5ZP, 5JT,  
5ZT, 6AT), 6ZA, 6ZM), 6EC, 6EB, 6EJ),  
6CN, 6IG), 6RE), 6JD, 6JJ, 6PO, 6GI, 6MK),  
6BA, 6AE), 6WV mod., 6GE), 6BQ), 6EA,  
6JR, 6SK), 6KP, 6VL, 6BJ), 6EN), 6EB,  
6UO, 6PR, 6KA, 6DP, 6OT, 6AK), 6VS), 6IF,  
6RP, 6FH, 6IL, 6ZR, 6QR, 6AH, 6MH, 6GY, 6AJ,  
6XZ, 6ZO, 6PQ, 7EX, 7YA, 7ZJ), 7CC, 7IN,  
7XD, 7JX, 7ZG, 9ASF, 9EE, 9OE, 9YJ, 9JN,  
9ABX, 9AEG, 9WU), 9LR), 9SC, 9AIG, 9YW),  
9AEY, 9YL, 9LW, 9AFX, 9AEG.

6TG, OJAI, CALIF.

5ZA, 6AAM, 6ACL, 6ACM, 6ACR, 6ADI, 6AFN,  
6AH, 6AIL, 6AJ, 6AJH, 6AK, 6AM, 6BJ, 6CV,  
6DK, 6EA, 6EB, 6EC, 6EN, 6ER, 6FI, 6GI, 6GT,  
6HC, 6HH, 6IG, 6IT, 6IU, 6IV, 6JI, 6JJ, 6JN,  
6JR, 6KM, 6KP, 6KX, 6KZ, 6LB, 6LM, 6MC,  
6MK, 6MZ, 6OC, 6OW, 6OY, 6PJ, 6PQ, 6RN, 6SK,  
6TC, 6TE, 6TF, 6TV, 6VL, 6VZ), 6WN, 6XZ,  
6ZA, 6ZH, 6ZN, 6ZR, 7IN.

6AE, STANFORD UNIVERSITY, CALIF.

6XD), 6ZA), 6ARP, 6ADL), 6ADX, 6AJH,  
6DA), 6EA), 6EB, 6ED), 6EK, 6EN), 6ER), 6ER),  
6GH, 6GP, 6GW, 6HH, 6HY, 6ID, 6IF, 6IS, 6IU,  
6IV, 6IZ, 6JD), 6KA, 6KP), 6MX, 6NY, 6OL),  
6PQ, 6PR), 6RE, 6RN, 6UF, 6VL, 6WN, 6WZ,  
6XZ, 6ZR, 6ZH, 6ZM), 6ZN), 7AD, 7BC), 7BR,  
7BJ), 7BK), 7BP, 7BQ, 7BR, 7CE), 7CC), 7CW,  
7DH, 7EX, 7GI, 7GP, 7IN), 7JR, 7KB, 7KK, 7KU,  
7LU, 7OJ, 7YA), 7YS, 7ZA, 7ZB, 7ZH, 7ZJ,  
7ZS), 7ZK, 8GW, 9AVS, 9YW.

6KL, OAKLAND, CAL.

5ZA, 6AT), 6EB), 6ED, 6EN), 6ER), 6DP,  
6DK), 6GF), 6HH, 6HY), 6IG, 6JD), 6JI,  
6JM, 6KA), 6KP), 6OT, 6PR), 6PQ, 6RN,  
6SK, 6ZA, 7BK), 7BO), 7BP, 7ED, 7CC), 7FK,  
7DA), 7O), 7YA, 7ZD), 7ZJ), 9LR.

6CU, LOS ANGELES, CALIF.—January.

5XD, 5ZA, 6AAK, 6AAT, 6AAW, 6ACD, 6ADA,  
6AE, 6AFU, 6AFY, 6AH, 6AID, 6AK, 6AN, 6BJ,  
6BG, 6CO, 6CV, 6DK, 6DP, 6EJ, 6EX, 6FH, 6FI,  
6GF, 6IB, 6IG, 6IJ C.W., 6IJ, 6JJ, 6JN, 6JR,  
6JT, 6KM, 6OH, 6OT, 6OW, 6PG, 6PR, 6QD, 6QR,  
6QY, 6TC, 6WN, 6XZ, 6ZA, 6ZB, 6ZB, 6ZK,  
6ZK, 6ZK, 6ZK, 6ZK, 6ZK, 6ZK, 6ZK, 6ZK, 6ZK,  
6ZM, 6TA, 7GB, 7IM, 7YA, 7YA, 7ZA, 7ZB, 7ZJ.

ASA S. KELLER, CASHMERE, WASH.

Jan. 8-Feb. 18.

6AA, 6AC, 6AD, 6AE, 6AF, 6AG, 6AH, 6AK, 6AN, 6AS, 6AW, 6BJ, 6CV, 6DJ, 6DF, 6EJ, 6EN, 6FC, 6FH, 6FI, 6FL, 6GF, 6GK, 6GY, 6HH, 6IC, 6JA, 6JZ, 6KL, 6LH, 6LI, 6LJ, 6LK, 6LL, 6LN, 6LR, 6OC, 6OH, 6G, 6PQ, 6PR, 6RK, 6RR, 6ZA, 6ZR, 6AAR, 6ACD, 6ACU, 6AIW, 7AD, 7BC, 7BH, 7BJ, 7BK, 7BP, 7BQ, 7CC, 7CK, 7CK, 7CW, 7DA, 7DC, 7DL, 7DJ, 7DO, 7DP, 7DQ, 7DS, 7ED, 7EK, 7EP, 7FB, 7FL, 7GJ, 7GK, 7GQ, 7GY, 7IC, 7IN, 7JR, 7JX, 7JZ, 7LZ, 7MD, 7OH, 7OQ, 7RR, 7WC, 7YA, 7ZB, 7ZL, 7ZL, 7ZK, 7LI, 7CZ.

7AD, SEATTLE, WASH.—Jan. 1.-Feb. 15.

5YH, 5ZA, 5ZH, 6AAJ, 6AAK, 6AAT, 6ABP, 6ACA, 6ACM, 6AE, 6AEW, 6AFN, 6AGF, 6AH, 6AIL, 6AK, 6AN, 6BB, 6BJ, 6BQ, 6CC, 6CO, 6CV, 6DH, 6DK, 6DP, 6DY, 6EA, 6EJ, 6EN, 6ER, 6EX, 6FE, 6FH, 6FI, 6FJ, 6GI, 6GR, 6GY, 6HC, 6HH, 6HP, 6HY, 6IF, 6IU, 6IY, 6JD, 6JL, 6JJ, 6JK, 6KM, 6KN, 6OC, 6OH, 6OT, 6OW, 6PK, 6PM, 6PO, 6PQ, 6PR, 6QM, 6QR, 6QY, 6RE, 6SK, 6TC, 6UM, 6VS, 6WZ, 6ZA, 6ZE, 6ZH, 6ZK, 6ZM, 6ZN, 6ZO, 6DR, 7BH, 7BP, 7BQ, 7BR, 7CC, 7CW, 7DA, 7DH, 7DM, 7ED, 7EX, 7FB, 7FL, 7FL, 7FQ, 7GQ, 7HH, 7HS, 7IN, 7JP, 7JR, 7JX, 7YA, 7YG, 7YS, 7ZG, 7ZI, 7ZJ, 7ZK.

7KX, CASPER, Wyo.—Jan. 20-Feb. 28.

5BM, 5BR, 5DD, 5HL, 5HV, 5IF, 5JH, 5JS, 5LD, 5LS, 5MF, 5ZA, 5ZC, 6FI, 6FL, 6IG, 6JT, 6TB, 6QR, 6ZA, 6ZM, 6ZH, 6ZR, 7CC, 7EX, 7FL, 7HS, 7MO, 7ZG, 8KI, C.W., 9AP, 9BW, 9BY, 9DC, 9DB, 9DO, 9DV, 9ET, 9EQ, 9EY, 9FL, 9FU, 9GS, 9GN, 9HI, 9HM, 9IF, 9JI, 9JN, 9LA, 9LB, 9LC, 9LR, 9LW, 9MC, 9MB, 9NQ, 9OE, 9OB, 9OO, C.W., 9PL, 9PN, 9PS, 9RU, 9SZ, 9TI, 9QO, 9UT, 9UU, 9UQ, 9VC, 9WL, 9WU, 9XI, C.W., 9XL, 9XT, 9XW, 9YA, 9YI, 9YO, 9YW, 9ZB, 9ZC, 9ZJ, 9ZL, 9ZN, 9ZQ, 9ZZ, 9AAW, 9ABX, 9ACF, 9AEG, 9AEJ, 9AEO, 9AEX, 9AFX, 9AFO, 9AGN, 9AHS, 9AID, 9AIF, 9AIG, 9AIZ, 9AJI, 9AJS, 9AKC, 9ALO, 9AMH, 9AMX, 9AND, 9AOK, 9AON, 9AOD, 9ARJ, 9ARQ, 9ARX, 9ATO, 9AUU, 9AVC, 9AWB, 9AWG, 9AWK, 9AXR, 9AXV, 9AXU, 9AYW, 9DCG, 9DBT.

7ZG, BEARCREEK, MONTANA—Jan. and Feb.

1IRJ, 2RK, 3DM, 5BI, 5IF, 5EF, 5XB, 5XD, 5YE, (5ZA), 5ZL, 6AE, 6AF, 6AH, 6AK, 6ACD, 6AFD, 9AGF, 9AEZ, 9AIW, 9AMF, 9BJ, (9BK), 9CD, 9CO, 9DP, 9EA, 9ED, 9EJ, 9FE, 9FI, 9IG, 9KE, 9MK, 9JD, (9JT), (9PE), 9QR, 9RE, 9VS, (9WV, C.W.), (9ZA), (9ZH), 9ZJ, 9ZK, (9ZM), 9ZN, 9ZO, 9ZR, 7AD, 7AF, 7BC, 7BM, 7BL, 7BP, (7BQ), (7CC), 7CW, (7DH), 7DS, (7EX), 7ED, 7FL, 7FL, 7GA, (7GK), 7GO, (7HS), 7IN, 7IY, 7JD, 7JR, 7JX, 7KL, (7LU), 7ME, 7MP, 7XB, (7YA), 7YG, 7YS, 7ZB, (7ZH), (7ZI, C.W.), (7ZJ), 7ZK, 8ZC, 8ZR, 9AAC, 9AAW, 9ABT, (9ABX), 9ACB, 9ACF, 9ACN, 9AEG, (9AEQ), (9AEX), 9AFO, 9AFX, (9AGN), 9AGR, 9AHP, 9AIO, 9AIP, 9AIG, 9AJS, 9AKX, 9ALU, 9ALO, 9AMB, 9AMH, 9AMT, 9AMU, 9ANN, 9AON, 9ARJ, 9ARQ, 9ASF, 9ASJ, 9AID, 9ATO, 9BJ, 9BW, 9DBT, 9DC, 9DCG, 9DM, 9DO, 9DU, 9DY, 9EE, (9EL), 9EQ, 9ET, 9PZ, 9GN, 9HC, (9HI), 9HM, 9HT, 9IF, 9JA, 9JB, (9JN), 9JI, 9KN, 9LA, 9LN, (9LR), 9LW, 9NQ, (9OE), (9OT), 9PI, 9PL, 9QO, 9RG, 9RV, 9SC, 9SZ, (9TI), 9UT, 9UQ, 9WI, (9WU, spk & C.W.), 9XI, 9XT, (9XM, spk & C.W.), 9YA, (9YV), 9YL, 9YM, 9YO, 9YP, (9YW), 9YY, 9ZB, (9ZC), 9ZL, 9ZL, (9ZN), 9ZQ, 9ZT, C.W., 9ZU, 9ZY.

8APS, HOLLAND, MICH.

1RK, 1XD, 1XP, 5MF, 8AG, 8AR, 8AY, (8CP), 8DG, 8HG, 8HL, 8IE, 8JE, 8JR, (8JZ), 8KZ, 8LR, 8LU, 8ML, 8NZ, 8OL, 8QJ, 8RE, 8RW, 8SP, 8WO, 8WY, 8WZ, 9AC, 9AW, 9AY, 9BY, 9DD, 9DN, 9DV, 9EO, 9EQ, 9FN, 9GP, 9IC, 9GD, 9JE, 9JL, 9JN, 9KJ, 9LA, 9LN, 9LQ, 9LR, 9LW, 9MC, 9MN, 9NQ, 9OO, 9PN, 9QO, 9SP, 9ST, 9TB, 9TW, 9UK, 9UT, 9VC, 9ZD, 9ZH, 9ZL, 9ZQ, 9ACL, 9ACN, 9AON.

8HJ, ELMIRA, N. Y.

1CY, 1MX, 1UN, 1EAT, 1EAV, 1GAW, 1LAX, (1VAA), 1JBG, 1XJ, (1YB), (2DA), 2HJ, (2JU).

2MJ, 2UA, 2UC, 2SH, 2TF, 2VA, 2ABM, 2AST, 2AWL, 2ZC, (8BP), (8HG), 8NB, 8OU, 8SM, 8M very QSA, 3XF, (8AJ), 8AY, 8BC, 8BO, 8CF, 8CG, (8FN), (8FT), (8ID), 8JQ, 8KM, (8MH), (8RQ), (8SH), 8UY, 8VU, (8WV), (8ABG), (8ADH), 8AFO, 8AJT, 8AMM, (8AMZ), 8AOT, 8AVC, (8AVD), (8XE), (8XU), 8ZL, 8ZP, 9UU, 9AAF, 9AAW, 9AKH, 9AWZ, 9AYE, 9ZN, 9ZQ, (NSF).

8JQ, WASHINGTON, PA.

1AE, 1AS, 1AW, 1BM, 1CM, (1CY), 1CZ, 1JQ, 1WR), 1XB, 1XD, (1XT), 1XX, 1YB, 1ARJ, 1BBL, 1GAI, 1HAA, 1RAD, (1RAY), 2BK, (2DA), (2DI), 2DR, (2EL), (2FG), 2GR, 2HK, 2JJ, 2JU, 2OA, 2OO, 2RK, 2RL, 2SR, 2SZ, (2TF), 2UK, 2VA, 2XJ, 2XX, 2ZC, 2ZL, 2ZM, 2ACT, (2ALK), 2ALY, 2ARA, 2BGR, 2BP, 2BZ, (3CC), (3DH), (3EH), 3EN, 3FG, 3GO, (3HJ), 3HG, (3NB), 3PS, (3PU), (3QW), 3VV, (8XK), 3YG, 3IW, 3WK, 3ACS, (3AHK), (4AG), 4CK, 4EY, 4XB, 4XC, 4YA, (4YB), 5DA, 5KA, 5AD, 5AM, (8BC), 8FC, 8GL, (8HY), 8JJ, 8JS, 8KP, (8OW), 8PU, 8QQ, 8QJ, 8RG, 8RI, (8TN), 8WO, 8WY, 8XE, 8ZL, 8ZR, 8AGB, (8AGK), 8AJS, 8AMQ, 8AMZ, 8APB, 8DR, 8EQ, (9FS), 9FZ, 9GN, 9GP, 9GX, 9HI, 9HJ, 9HN, (9HR), 9JN, 9JQ, 9JV, (9LQ), 9LR, (9MC), 9NQ, 9SJ, 9SG, 9UF, 9UK, 9VC, 9WC, 9WE, 9YB, 9YL, 9ZB, 9ZJ, 9ZL, 9ZQ, (9ACJ), (9AON), 9ASL, 9ATX, NSF.

8ZA, NEW PHILADELPHIA, OHIO.

1AE, (1AW), 1BBL, 1CK, (1CY), 1EAM, 1GBC, 1GBT, 1HAA, 1IRZ, 1JBT, 1OE, (1RAY), (1RZ), 1RA, 1TS, 1VA, 2ALK, (2AR), (2FG), 2JU, 2BB, 2BG, 2BGR, 2CS, 2DA, 2EL, 2KY, 2RK, (2SZ), 2ZC, 2ZL, (2ZM), (3ABC), (3AHK), 3ARN, 3AOF, 3BP, 3BH, (3BZ), 3DH, (3EH), 3EL, 3FG, (3GO), 3GW, (3HG), 3HX, 3LL, 3FS, 3PU, 3QW, 3SM, 3YG, (3YV), 4AG, 4BO, 4BY, 4DM, 4BY, 4KB, (4XC), 4YA, 4YB, 4ZA, 5DA, 5DK, 5YE, 5YH, 5XA, 5ZP, (8AK), (8ACF), (8AKJ), (8AGB), 8AGZ, (8AMQ), 8ANJ, 8ALM, 8BC, 8BO, 8BP, 8DR, (8DJ), (8EV), 8GB, 8GL, (8GW), 8HG, (8HP), 8HS, (8K), 8JQ, (8JJ), 8KK, 8KP, 8LF, 8MZ, 8NZ, 8PN, 8PU, 8QQ, (8RQ), (8SH), 8WP, 8XA, (8XE), 8XH, 8XU, 8YV, 8ZB, (8ZD), 8ZE, 8ZF, (8ZL), (8ZR), (8ZV), 8ZW, (8ZX), (8ZY), (9AAF), 9ABL, 9AEG, 9AGV, 9AGW, 9AHO, 9AON, 9AWZ, 9BP, 9BW, 9BY, (9CP), (9DV), (9DBT), (9DFK), 9EL, (9EQ), 9ET, (9FG), (9FN), (9FS), (9GC), (9HM), (9HN), (9HR), (9JT), 9HT, 9KI, 9KN, 9KR, 9KV, 9LA, 9LC, 9JN, 9LR, (9MC), 9MS, 9NQ, 9OE, 9PV, 9EY, 9UK, (9UU), 9XI, (9XW), 9XM, 9YB, 9ZB, (9ZL), (9ZN), (9ZQ).

8ZY, DEFIANCE, OHIO.

1AW, 1OE, 1RQ, 1TS, 1HAA, 1RAY, (2BK), (2DA), 2DR, 2EL, 2JU, 2OM, 2OA, (2RK), 2RL, 2TF, (2UE), 2SZ, 2TS, (2ALK), (2ZM), 2ZL, C.W.; 2XQ, 60 ft, 3BP, (3BZ), 3CC, (3DH), (3EN), (3GO), (3HJ), 3HX, 3OA, 3PU, 3QF, 3QW, (3NB), 3KFK, 3AAE, C.W., 3ACS, (3AHK), (3ALN), 4XC, 4YA, 4YB, 5BM, 5DA, (5EW), 5JD, 5JE, 5MF, 5KA, (5YH), (5ZX), 6ER, 7CC, 8AY, 8ADE, 8ADQ, (8ALG), (8ARS), 8AFS, 8AFQ, 8AAU, 8AEB, (8ACF), 8AGK, 8AGO, 8AL, 8AD, 8AG, 8BC, 8CH, 8DR, 8EC, 8EV, 8FI, 8FT, 8FC, 8GW, (8HA), 8HG, 8HP, 8ID, (8IK), 8IV, 8JE, (8JJ), 8KM, 8KK, 8LH, (8LV), (8LQ), 8MZ, 8NZ, 8JU, 8QJ, 8RQ, 8SP, 8PU, 8TT, 8UR, 8VQ, 8WY, (8XE), 8XH, 8XL, (8XK), (8XU), (8ZA), (8ZD), 8ZE, 8ZG, (8ZR), 8ZT, 8ZH, 8ZW, (9AAW), 9AAF, 9AAC, (9AON), (9AWV), 9AGY, 9AEO, 9AXU, 9AJL, 9AKC, (9AEG), 9AWX, (9ACN), 9ACL, 9AK, 9AWZ, 9ABL, 9ATN, 9ARG, 9AEB, 9AGY, 9AUO, (9DBT), 9DBQ, 9DFB, 9DFK, 9DFC, 9DCG, 9EAQ, (9BT), 9BW, 9BY, C.W., 9CQ, 9CA, 9CS, 9CP, 9DC, (9DV), (9EE), (9EL), 9EQ, 9ET, (9FS), 9FG, 9FN, 9FU, 9GP, 9GY, 9GN, 9HN, (9HI), (9HR), (9HM), 9IF, 9JA, (9JN), 9JT, 9JL, 9KB, 9JQ, 9KO, 9KN, 9KL, (9KQ), 9KZ, (9LA), (9LR), 9LW, 9MC, 9MH, 9HS, (9NQ), (9OE), 9OX, 9OR, 9ON, 9QR, 9QO, 9SQ, (9TI), 9TV, 9UU, 9UT, 9VC, 9WT, 9WZ, (9WU), 9XM, (9XI), 9XW, 9YA, (9YM), 9YR, 9YO, 9YV, 9YZ, (9YW), (9YI), (9ZB), (9ZN), (9ZL), (9ZC), (9ZJ), (9ZQ).

**8ACM, (NOW 8AYM), JAMESTOWN, N. Y.**  
 1BBL, 1CK, 1EAV, 1GBC, 1HAA, 1MAD, 1RAY, 1RZ, 1TS, 1XF, 1XT, 1XX, 2AER, 2AID, 2ALK, 2AWL, C.W. & tone, 2BG, 2BGR, 2BK, 2BM, 2DA, 2DY, 2EL, 2FG, 2JU, 2ND, 2NN, 2OA, 2OB, 2QR, tone, 2SS, (2SZ), 2VA, 2XQ, 2ZM, 2AR, 3AAG, 3ACS, 3AEP, 3BG, 3BZ, 3BP, Can., 3CG, 3DH, 3EH, Can., 3HG, 3HJ, 3HX, 3IW, 3NB, 3PS, 3PU, 3TK, 3VV, 4AG, 5DA, 5YH, 8AD, 8ABG, 8AEE, 8AGK, 8AIS, 8AJL, 8AJT, 8AMB, 8AMM, 8AMQ, 8AMZ, 8ALG, 8AOT, 8AQL, 8ARF, (8ARK), 8BP, 8CG, 8CP, 8CX, 8EF, 8FE, 8GA, 8GH, 8GI, 8HA, 8HJ, 8IF, 8IK, 8JJ, 8JQ, 8KK, 8KP, 8LB, 8LV, 8LX, 8MP, 8MZ, 8NN, 8NZ, 8OI, 8OJ, 8PN, (8PI), 8QJ, 8RW, 8SH, 8SP, 8TC, 8TN, 8TT, (8WY), 8WO, 8WV, 8XA, 8XE, 8XU, 8ZD, 8ZF, 8ZL, 8ZN, 8ZR, 8GH, 9AAF, 9AAG, 9AAG, 9AAW, 9ABL, 9ACN, 9AEG, 9AKM, 9BP, 9CP, 9DH, 9EQ, 9FG, 9FN, 9FS, 9GN, 9GO, 9HR, 9JA, 9JK, 9JN, 9KK, 9KL, 9LM, 9LR, 9LQ, 9MC, 9OR, 9OJ, 9RT, 9UU, 9ZB, 9ZN, 9ALS, 9DV, 9CO, 9SF, 9WZ, 9X1, 9F1.

**9AAW, CHICAGO, ILL.**  
 1AW, 1GM, 1OE, 1HAA, 1JBT, 2AL, 2BK, 2DR, 2EL, 2JJ, 2NE, (2RK), 2SZ, (2TF), 2UE, 2VA, 2XX, tone, 2ZM, 2ALK, (8BP Canadian), (3CC), (3DH), 3EN, (3GO), (3HJ), (3NB), 3OB, 3PU, 3SG, 3YA, 3ZM, (3AHK), 3ALK, (4AG), 4C, 5JE, 5KB, 5YE, (5YH), 5ZA, 5AB, 5AY, (5BC), 5BO, 5BP, 5BU, 5DR, 5DV, 5EL, (5EK), 5FT, 5GI, 5GX, 5HG, (5IK), 5IV, (5JE), 5JJ, 5JP, 5JQ, 5KK, (5KM), 5KP, 5LQ, 5MF, 5OI, 5PN, 5QJ, 5RE, (5RQ), (5TN), 5TK, 5UF, (5VJ), (8WY), (8XE), 8XK, 8XU, 8ZA, (8ZD), (8ZE), (8ZL), 8ZB, 8ZW, (8ZY), 8ADE, (8AFS), 8AGK, 8AGO, 8AIB, 8AIO, (8ALG), 8ARW, (9DU), 9EE, 9EL, (9EQ), 9FS, 9GN, (9GP), 9HM, (9JN, (9JQ), 9KE, 9LA, 9LQ, (9LR), 9MC, 9MS, 9NQ, 9OE, 9UH, 9UK, (9VZ), 9WE, 9WT, 9XB, 9XI, 9XM, 9XW, 9YM, 9YY, 9ZB, 9ZJ, (9ZL), 9AAC, 9AAF, 9AEG, 9AJN, 9AON, 9AWZ, 9DDA, 9NSF, 9WZ, 9X1, 9F1, 9K1.

**9OE, WICHITA, KANS.**  
 2RK, 4BQ, 4XC, 5AF, 5AJ, 5BM, 5BO, 5BR, 5CG, 5CI, 5DO, (5EA), (5EJ), (5ER), (5EW), (5FL), (5HV), (5IF), 5IS, 5JD, (5JE), (5JR), (5LR), 5LS, 5MF, (5ML), 5XB, (5YH), (5ZA), (5ZC), 5ZD, 5ZJ, (5ZS), (5ZT), (5ZU), (5ZV), (6ZW), 5ZX, 6GE, (6IG), 6KP, (6WV), 7DH, (7EX), 7LU, 7ZG, 8AE, 8BP, 8CF, 8DC, 8DZ, 8FK, (8FT), 8HG, 8IG, 8IK, 8JJ, (8KP), (8ML), 8NI, (8QJ), (8TN), (8UY), 8VJ, 8XS, (8ZL), 8ZR, 8ZV, 8ZW, 8ZX, (8ZY), 8AFS, 8AIB, 8AKV, 8AKS, (9BQ), 9BY, 9CA, 9DC, 9DD, 9DQ, 9DU, (9DV), (9EE), (9ET), (9EW), 9FF, 9PJ, (9FS), 9FU, 9FT, 9GC, (9GN), (9GP), 9HM, (9HN), (9HT), 9HY, 9IE, (9IF), 9IY, (9JA), (9JN), (9JQ), 9JT, 9KL, 9KN, 9KO, (9LC), 9LF, (9LQ), (9LW), 9LZ, (9MC), 9MH, 9MS, 9NO, 9OA, 9OB, 9OO, 9OX, (9PV), 9QJ, 9SP, 9SQ, (9TF), 9TH, (9TI), 9TW, (9UF), (9UH), (9UT), (9VC), (9WI), (9WU), (9XI), (9XM), 9XW, (9YA), (9YG), 9YL, (9YW), (9ZB), (9ZC), 9ZJ, (9ZL), 9ZN, (9ZQ), 9ZZ, 9AAZ, 9AAC, 9AAG, 9AAW, 9ABX, 9ACG, (9ACL), (9ACN), (9AEQ), 9AFO, (9AFX), (9AGY), (9AIF), 9AJI, (9AJS), (9AKC), 9AKR, (9ALK), 9ALS, 9ALLY, (9AMB), 9AMI, (9AMK), 9AMS, 9AOJ, (9AON), 9AOU, (9AOX), (9ARG), 9ASF, 9ASL, 9ATO, 9ATN, (9AVC), (9AWG), (9AWX), 9AYE, 9AYW, (9AXU), (9DBT), 9DCG, (9DCO), 9DFD.

**9UT, SIOUX FALLS, S. D.**  
 5BM, (5BO), (5EJ), 5ER, (5EW), (5HL), 5HV, 5IE, (5IF), (5IS), 5JD, 5JM, 5LA, 5LR, 5LO, 5LS, 5MF, 5XB, C.W., 5YH, 5YS, 5ZA, 5ZG, 5ZS, 5ZU, 5IG, (7LU), 8ADY, 8AG, 8ALS, 8AXC, C.W., 8AY, 8DZ, 8FT, 8GH, 8HZ, 8JJ, 8KI, C.W., 8KP, 8LR, 8LQ, 8ML, 8OZ, 8PC, (8QJ), 8RO, 8TK, 8VJ, 8XK, C.W., 8XR, 8YK, C.W., 8ZA, 8ZJ, 8ZL, 8ZQ, 8ZR, 8ZW, 9AAF, 9AAG, 9AAR, 9AAW, 9ABX, 9ACD, 9ACL, (9ACN), 9AEG, 9AEQ, (9AEP), 9AFK, (9AFO), (9AFQ), 9AFX, 9AGN, 9AGY, 9AHF, 9AHS, 9AHZ, 9AIL, 9AIZ, 9AJI, 9AJN, 9AJS, (9AKC), 9AIV, (9AMB), 9AMH,

9AMT, 9AMX, 9AOJ, (9AON), 9AP, 9ARJ, 9ASL, (9ATL), (9ATO), (9AOU), 9AUX, 9AW, (9AWG), 9AWX, 9AWZ, 9AXJ, 9AXU, 9AXU, (9AYE), (9AYW), 9BB, 9BM, 9BP, 9BT, 9BW, 9BY, 9CA, (9CP), 9CS, 9CW, (9DAT), 9DB, (9DBT), 9DE, 9DFK, (9DFT), 9DV, 9EE, 9EL, 9EQ, (9ET), 9FG, 9FI, 9FN, 9FS, 9FZ, 9GC, 9GN, 9GP, 9GQ, 9GS, (9HI), 9HJ, 9HL, 9HT, 9HY, (9IF), 9JA, 9JK, 9JL, 9JN, 9JQ, 9JT, (9JV), 9KA, 9KG, 9KK, 9KL, 9KN, 9KO, 9KP, 9KV, 9LA, 9LB, 9LF, 9LN, 9LQ, (9LR), (PLW), 9LY, C.W., 9LZ, 9MC, 9MH, (9MS), (9NQ), (9OE), 9OR, (9PI), 9PN, (9PS), 9PV, (9QO), 9RG, 9RY, 9SQ, (9SZ), (9TD), 9TO, 9TW, 9UF, (9UG), 9UK, 9UP, (9UU), 9VR, (9WI), 9WT, 9WU, 9XI, 9XM, 9YA, 9YI, 9YM, C.W., 9YY, (9ZB), 9ZC, 9ZG, 9ZJ, (9ZL), 9ZN, 9ZQ, 9ZV, 9ZY, NSF, C.W. & tone.

**9DV, NEENAH, WISCONSIN.**  
 1AW, 2DR, 2EL, (2RK), 2SZ, 2XQ, 3DH, 3EN, 3HG, 3HJ, 3NG, 3AHK, 4XC, 5BM, 5BR, 5BZ, 5HL, 5HV, 5LA, 5MF, 5JE, 5YE, 5YH, 5ZA, 5ZC, 5ZD, 5AB, 5AD, 5AL, 5AR, 5BO, 5BP, 5CF, 5DC, 5OP, 5DR, 5DV, 5EB, 5EK, 5FL, 5FT, 5GB, (5GI), 5GO, 5GW, 5HG, (5HJ), 5HP, 5ID, 5IL, 5IK, 5JE, 5KK, 5KM, (5KP), 5KZ, 5LD, 5LF, (5LQ), 5LR, 5MF, 5MI, 5OC, 5OI, 5OJ, 5QJ, 5RU, 5SK, 5TN, 5TT, 5VJ, 5VQ, 5WY, 5DY, 5AFS, 5AKJ, 5AKV, 5AMJ, 5ALG, 5AWK, 5AFA, 5XA, (5XE), 5XS, (5ZA), 5ZD, (5ZL), 5ZR, 5ZW, 5ZY, 9AT, 9AU, 9BK, 9BP, 9BT, 9BW, 9DB, 9EE, (9EL), 9EO, 9FL, 9FS, 9FT, 9FU, 9GN, 9GO, 9GQ, 9HI, 9HM, 9HN, 9HT, 9IF, 9JA, (9JN), (9JQ), 9KL, (9KO), 9KI, 9KS, 9KW, (9LA), 9LB, 9LC, 9LE, 9LQ, (9LR), 9LW, 9MC, 9NQ, (9OE), 9OG, 9OJ, 9PC, 9PN, 9PS, 9PV, 9QO, 9QY, 9RG, 9RP, 9RY, 9SO, 9SP, 9SQ, 9SZ, (9TD), 9UG, (9UK), 9UT, 9VA, (9VC), 9WE, (9WI), 9WO, 9WT, (9WU), 9WW, 9AAC, 9ABT, 9ABX, 9ACD, 9ACL, (9AEG), 9AEQ, 9AEP, 9AFK, 9AFO, 9AGN, 9AHS, 9AHZ, 9AIN, 9AJN, 9AJS, 9AKM, 9AMH, 9AOG, 9AOJ, (9AON), 9ARJ, 9ARK, 9ASF, 9ASJ, 9ATO, 9AXU, 9XI, 9XW, 9YA, 9YB, 9YG, 9YI, 9YM, 9YO, 9YW, 9YY, (9ZB), (9ZC), (9ZQ), 9ZZ, NSF.

**9XI, MINNEAPOLIS, MINN.**  
 WA1, XE1, C.W., 2OA, 2PL, 2RK, 2XX, C.W., 2ZD, C.W., 2ZL, 2ZL, C.W., 3BP, 3CW, (3DH), 3MI, 3XF, 4AG, 4BI, 4CS, 4XC, 4BY, 5EJ, 5HV, 5JD, 5MF, (6WV, C.W.), 7EX, 7YA, 7ZG, 8AB, 8AD, 8AL, 8BP, 8CW, 8DZ, 8FT, (8IR, C.W.), 8ID, (8IK, C.W.), 8IV, 8JJ, 8KP, (8MF), 8MH, 8NZ, 8PI, 8PM, (8TN), (8TY), 8UK, 8UY, 8VJ, 8VS, (8XA), 8XK, C.W., 8XP, 8XS, (8YG, C.W. & tone), 8YR, 8YS, 8ZA, 8ZC, 8ZL, spk. & tone, 8ZR, 8ZW, 8ZY, 8Z, (8ADY, C.W.), 9AG, 9AJ, 9AY, 9AZ, 9BP, 9BR, 9BV, 9BW, (9BY, C.W.), 9CA, 9CP, 9DR, 9DC, 9DJ, 9DV, (9EB), 9EK, (9EL), 9EO, 9ET, 9EW, 9FG, 9FS, 9FZ, 9GC, 9GN, 9GP, 9GV, 9HG, 9HI, 9HQ, 9HT, 9IY, 9JK, 9JN, 9JQ, 9KE, 9KI, 9KN, 9KR, 9KU, 9KV, 9LA, 9LB, 9LG, 9LL, 9LR, 9LU, 9LW, 9MC, (9MH), 9MS, 9NC, 9NO, 9OF, 9OK, 9PN, 9PS, 9PV, 9QO, 9QR, 9RG, 9RQ, 9SO, 9SZ, 9UJ, 9UK, 9UT, 9UU, 9WH, 9WV, 9WT, (9WU), (9XM, spk., C.W. & tone), 9XT, (9YA), 9YF, 9LG, 9YH, (9YI), (9YM, spk. & C.W.), 9YN, 9YO, (9YW, spk. & C.W.), 9YY, 9YZ, 9ZA, 9ZB, (9ZC), 9ZJ, (9ZL), (9ZN, spk. & C.W.), 9ZR, 9AAV, 9AAW, 9ABX, 9ACJ, 9AEO, 9AEY, 9AFK, 9AFX, 9AGN, 9AHS, 9AIN, 9AIR, C.W., 9AJS, (9AON), 9ASF, 9AWX, 9AXU, 9AYE, (9DBT), 9DSE.

**9DCC, PAPIILLON, NEBRASKA.**  
 1AW, 4AL, 4MI, 5QA, 5YO, 5YV, 5ZA, 5ZO, 7LU, (9AAX), 9ABX, (9ACS), 9AEG, (9AEQ), (9AFX), (9AHW), (9AIS), (9AIC), (9AJS), (9ALK), (9ALO), 9AMA, (9AMB), (9APA), 9AQ, (9AQC), (9AQS), (ASO), (9ASW), (9ATC), (9AWK), 9AXU, (9AYS), 9BR, 9BQ, 9DBS, 9EL, 9EQ, 9ET, (9EW), (9GN), (9HT), 9TA, 9LQ, 9LR, 9LW, 9MC, 9MS, 9OE, 9QL, (9SC), 9SN, (9OU), 9UU, (9VE), 9VR, 9XI, 9XM, (9XT), 9YD, 9YI, 9YN, (9YO), (9YP, both C.W. and spk.), (9YY), 9YT, 9ZN, 9ZC.

# February Station Reports

**T**HIS is the new department of our QST announced on page 18 of the January issue. If you don't remember the article, read it again so you will appreciate the value of this section. We hope that it will be a guide to us as to just where we can work and how well, thereby enlarging upon the knowledge gained thru "Calls Heard" alone. This department should be an accurate table of who is loudest and who most consistent in every section of the country. The reports at present are confined to members of the Operating Department personnel.

The scheme is for each reporting station to list the best, second and third best stations from each district, both as regards consistency (steadiness, reliability) and as regards relative strength of signals. In the groups of three calls hereinafter, the first one is the best, the second next best, and the last one third best. Where no stations are listed from certain districts, none were heard.

**ITS, Bristol, Conn.**  
 1HAA—1VB—1RAY  
 2RK—2OM—2JU  
 3ABI (c.w.)—3DH—3VV  
 4XB (c.w.)—4YA—4BY  
 8XE—8ZV (c.w.)—8ZL  
 9ZL—9AAW—9ZJ

Can.

**3NB, Vineland, N. J.**

<b>Steadiest</b>	<b>Loudest</b>
1RAY—1OE	1HAA—1AW
2TF—2SZ—2VA	2SZ—2TF—2RK
3GO—3VM—3FG	3VM—3YV—3GO
4XC	4XC—4AG
8ZL—8ZY—8ZR	8ZW—8XE—8ZY
9ZN—9AAW—9ZL	9ZL—9AAW—9ZN

General Reception Report for District of Columbia. Compiled from Washington Radio Club stations by F. X. Baer, District Supt., 3XP.

<b>Steadiest</b>	<b>Loudest</b>
1AW—1HAA—1BBL	1HAA—1AW—1BBL
1XT—1XX (C.W.)	1XT
2RK—2EL—2DA (C.W.)	2RK—2BK—2JU
2ZL (C.W.)	2ZL
3GO—3DH—3NB	3DH—3GO—3EN
4XC—4YB—4AL	4XC—4YB—4AL
5DA—5YH—5XA	5DA—5ER—5YH
8ZR—8ZL—8RQ	8ZW—8SP—8ZR
9ZJ—9ZN—9LQ	9ZJ—9ZN—9UH

**3CA, Roanoke, Va.**  
 1RAY—1HAA—1LBR  
 2DA—2ZM—2BN  
 3DH—3AHK—3PU  
 4BK—4XC—4EK  
 5YH  
 8ARW—8BP—8ACF  
 9LQ—9MC—9FS

**4XC, Atlanta, Ga.**

<b>Steadiest</b>	<b>Loudest</b>
None	1AW—1HR—1JAB
2RK—2JU—2EL	2RK—2DA—2ZM
3GO—3DH—3HJ	3AHK—3GO—3BZ
4BY—4AN—4AG	4BY—4YB—4FD
5YE—5YH—5DA	5YE—5YH—5DA
None	8SP—8ZY—8ZW
8ZY—8ZW—8ID	9ZJ—9YI—9LR

**4YA, Atlanta, Ga.**

<b>Steadiest</b>	<b>Loudest</b>
None	1AW
2RK—2EL—2JU	2RK—2EL—2DA
3GO—3VV—3EN	3VV—3GO—3HJ
None	4AG—4FD—4BK
5YH—5ER	5XA—5YH—5ZP
8ID—8KP—8ZE	8ID—8ZW—8SP
9LR—9ZJ—9MC	9ZJ—9LR—9FU

**5ZP, New Orleans**

<b>Steadiest</b>	<b>Loudest</b>
2RK	2RK
3EN—3Z—3GO	3EN—3DH—3BZ
4AG—4XC—4BY	4XC—4AG—4BK
5XA—5YH—5ZX	5YH—5ZX—5YE
8ZY—8ZL—8IK	8ZY—8IK—8ZT
9AEG—9EL—9LR	9XW—9AEG—9JN

**5XA, Auburn, Ala.**

<b>Steadiest</b>	<b>Loudest</b>
1AW—1XP	1AW—1XP
2RK—2ZL—2EL	2RK—2DN—2GO
3VV—3O—3EN	3GO—3EN—3XR
4BY—4AG—4AN	4BY—4YA—4AG
7ZP—5YH—5HL	5YH—5ZP—5MF
8ZL—8SP—8KP	8ZL—8KP—8RE
9MC—9LR—9VC	9LR—9FU—9KV

**5ZU, Austin, Tex.**

<b>Steadiest</b>	<b>Loudest</b>
5XB—5LR—5YK	5XB—5LR
6IG	6IG
9LR—9ZT—9AEG	9LR—9ZJ—9AEG

**9DU, Dubuque, Iowa.**

<b>Steadiest</b>	<b>Loudest</b>
1XD—1XF	1XD—1XF
2RK—2ZL—2BK	2BK—2BK—2SZ
3DH—3EN—3AHD	3DH—3EN—3AHD
3BY Canadian	3BY Canadian
4XB—4YB—4AG	4YB—4XB—4XC
5YH—5ZA—5YE	5YH—5ZL—5ZA
6ER	6ER

7EX (not very reliable)  
 8ZW—8ZR—8YG  
 9XM—9OE—9ZL

**9ZL, Manitowoc, Wisc.**

<b>Steadiest</b>	<b>Loudest</b>
None	1NAQ—1TS
2SZ—2RK—2TF	2RK—2SZ—2XQ
3DH—3GO—3NB	3DH—3NB—3CC
4XC	4XC—4AG
5YH	5YH—5YE—5ZA
8ZL—8ZR—8ZY	8ZW—8ZR—8XK
9HM—9ZC—9DBT	9YI—9JN—9ZJ

**9ZC, Baudette, Minn.**

<b>Steadiest</b>	<b>Loudest</b>
5YB—5ZA—5ZZ	5HS
7EX—7ZG	7EX—7ZG
8ZR—8ZY—8XK	8ZR—8ZY—8BP
9YI—9YW—9AGN	9YI—9JN—9XI

**9HT, Omaha, Neb.**

<b>Steadiest</b>	<b>Loudest</b>
2RK—2SZ	2RK
5ZA—5YH—5HL	5YH—5ZA—5EJ
6OT—6JD—6IG	6JD—6IG—6OT
7EX—7CC	7EX—7CC
8IK—8AKV—8ZL	8IK—8OJ—8ZL
9AKV—9AON—9UU	9LR—9AON—9ARG

**9YB, Purdue University, Lafayette, Ind.**

<b>Most Consistent</b>	<b>Loudest</b>
None	1AW—1XF
None	2RK—2ZM
3DH—3EN—3GO	3DH—3EN—3YV
4XC—4AU	4XC—4AU
5DA—5YH—5YE	5DA—5YE—5YH
8ZR—8ZA—8XE	8ZR—8ZL—8ZA

(Concluded on Page 60.)



# Radio Communications by the Amateurs

The Publishers of QST assume no responsibility for statements made herein by correspondents.



## DISCUSSION OF M. B. WEST'S "WHYS AND WHEREFORES."

304 Columbus Ave.,  
New York City.

Editor, QST—

I have read Mr. West's interesting article in the February QST concerning some important factors relative to spark transmitters. Since Mr. West invites discussion on this article, I take the liberty of pointing out some possible answers.

Probably one of the most important factors concerning the balance of spark transmitter oscillating circuits is the wattless component. But before taking up this discussion it may be well to review the behavior of a parallel resonance circuit. Fig. 1 represents an inductance and capacity connected in parallel and supplied by an alternating current source. The reactance due to inductance is equal to  $2\pi fL$  while reactance due to capacity is equal to

$$\frac{2\pi fC}{1}$$

For the purpose of illustration let us neglect the resistance or other losses which would be in phase with the impressed E M F. It will be seen that if  $2\pi fL$  minus

$$\frac{2\pi fC}{1}$$

equals zero there will be no phase displacement between the impressed voltage and current. In such an arrangement it may be shown that the local current value between the inductance and the capacity may be greater than the current value supplied by the external source. However, these currents are 90 degrees out of the phase with the impressed E M F and do no good insofar as the transmission of energy is concerned.

Fig. 2 represents a vector diagram showing a condition of the currents when the inductive reactance is equal to the capacity reactance.

Fig. 3 represents a vector diagram showing a condition of the currents when the capacity reactance is greater than the inductance reactance. It will be seen that the diagonal vector is the resultant component of the three quantities, inductance, capacity and resistance.

By inspection it may be seen that for most economical operation, that is to ob-

tain the condition of least phase distortion, the vectors should result in—the one due to capacity being cancelled by the one due to inductance. When such a condition is brought about the impressed voltage and current may be multiplied directly at any instant to obtain the true energy in the circuit.

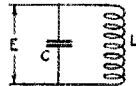


FIG. 1

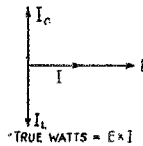


FIG. 2

$I_c$  = LEADING CURRENT DUE TO CAPACITY  
 $I_l$  = LAGGING CURRENT DUE TO INDUCTANCE  
 $I$  = RESULTANT IN-PHASE CURRENT DUE TO IMPRESSED E M F  
 $E$  = IMPRESSED E M F

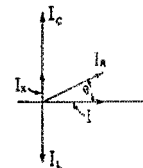


FIG. 3

$I_c$  = LEADING CURRENT DUE TO CAPACITY  
 $I_l$  = LAGGING CURRENT DUE TO INDUCTANCE  
 $I$  = LEADING EXCESS = DIFF. BTW  $I_c$  AND  $I_l$   
 $I_a$  = COMPONENT OF IN-PHASE CURRENT DUE TO RESISTANCE, LOSSES, ETC  
 $I_a$  = RESULTANT CURRENT  
 TRUE WATTS =  $E \times I_a \cos \theta$

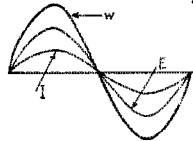


FIG. 4

W = RESULTANT TRUE POWER




FIG. 5

W = RESULTANT TRUE POWER

From the above it follows that an oscillating circuit should be so proportioned that the capacity reactance is neutralized by the inductive reactance, so that the impressed voltage and current may behave as though they were flowing in a circuit of pure resistance.

Fig. 4 represents a set of power curves showing voltage and current in phase. Note the absence of negative power loops.

Fig. 5 represents the same set of curves showing an excessive inductance reactance causing the current to be distorted to a lagging position with respect to the impressed E.M.F. It will be seen that the small loops *a* and *b* of the heavy curve are the product of a negative current and positive voltage or vice versa giving a negative power component. This negative power component is known as the wattless component. It does no work in the circuit except to heat it and is returned to the supply source.

The important thing then is to proportion oscillating circuits so as to have

$$2\pi fL = \frac{1}{2\pi fc}, \text{ so that}$$

$$I = \frac{E}{\sqrt{R^2 + \left(2\pi fL - \frac{1}{2\pi fc}\right)^2}}, \text{ or}$$

$$I = \frac{E}{R}, \text{ and } W = EI.$$

thereby eliminating these negative power or wattless component loops and secondly, so that the resulting in-phase voltage and current may do their best work and attain their highest values together. The resistance in the circuit including that of the spark gap should be reduced to a minimum.

I assume that the readers are familiar with the derivation of the formulae concerned in this discussion and also with the fundamental principles of alternating currents; therefore, I will not take the space to derive them. However, should there be any readers desiring the derivation of the formulae together with a physical explanation of the fundamental theory of alternating currents, I would be pleased to submit them for publication in a later issue. I also would be pleased to outline a possible method for improvement.

Respectfully,

Frederick Winkler, Jr.

Pacific Radio Supplies Company,  
San Francisco.

Editor, QST—

Mr. McNamee and I have been very much concerned over the article by Mr. West, appearing on Page 21 of the Feb. issue of QST, because it is absolutely incorrect in many instances.

1. Mr. West in his opening paragraphs is trying to cloud, in an air of mystery, matters which should not be abstruse to radio people.

2. So far as the optimum wave length

of a transmitter is concerned, which he mentions in the first paragraph, it should be remembered that the radiated energy is equal to the radiation resistance times the square of the antenna current. The radiation resistance of an antenna is, as has been shown many times in the papers of Austin and others, a hyperbola. The ground, or Joulean, resistance is a straight line function, so that the optimum wave length of a transmitter for maximum radiated energy is that wave length which will give the maximum antenna current consistent with the maximum radiation resistance. This point is more fully covered in my book, "Elements of Radio-telegraphy".

3. On page 22, Mr. West makes the following statement: "If we should connect a condenser and coil together in the same circuit and properly proportion the capacity of the condenser to the inductance of the coil we could exactly balance one against the other so that the tendency of the current to lead in the case of the condenser alone would be neutralized by the tendency to lag in case of the coil alone, and the result would be that we would transmit our power thru such a circuit with losses occasioned only by the resistance of the conductors and dielectric", and goes on to say that while "we have both inductance and capacity, it is seldom likely that they are so balanced as to produce ideal conditions. In fact, it seems that no attempt at all is made to balance them." I doubt if in all my radio reading I have ever seen a statement so contrary to fact as this. So far as \*free oscillations are concerned, such as those obtained in a gap circuit, or in an antenna circuit shocked by impulse excitation, the very frequency of the circuit is that which automatically—we might say—balances or neutralizes the inductive and capacitive reactances. In the case of \*forced oscillations, such as those impinged upon a receiving antenna circuit and which have the frequency of the exciting c.m.f., in the very act of tuning this circuit to resonance with the incoming frequency, we are doing exactly what Mr. West dictates—that is to say, we are balancing the inductive and capacitive reactances of the circuit. The only way in which we can have a low power factor in a radio frequency circuit is by detuning it from the impressed radio frequency, and in such a case, the current will fall off from its resonance value, rather than rise to the "amazing values" mentioned by Mr. West.

4. The definition of resonance, as used in radio parlance, is exactly the same as that used in alternating current practice, and if Mr. West does not know that in tuning a circuit to resonance, he is neutralizing the inductive and capacitive react-

ances so as to produce unity power factor with the Joulean resistance of the circuit as the only impeding factor, it is about time that he learn this fundamental fact.

5. Figures 3 and 4 cannot be intelligently discussed because they are absolutely meaningless. The power factor of any circuit is the power factor of the whole circuit, and as I have previously noted, the power factor is unity in all radio circuits containing \*free oscillations, and in all \*forced oscillation circuits where the circuit has been tuned to resonance with the impressed frequency.

Very truly yours,

Ellery W. Stone,

General Manager.

\*See definition of "free" and "forced" oscillations in the Report of the Standardization Committee of I.R.E.

It must be remembered that Mr. West's article was very frankly speculative, and as he himself said possibly faulty in spots technically, but was advanced for the purpose of stimulating thought on a subject that is by no means clear. We feel that it merits discussion only in the same spirit.

Mr. West's comments follow:

141 E. Fourth St.,  
Waukegan, Ills.

Editor, QST—

Referring to attached, I have numbered the paragraphs in Mr. Stone's letter and will refer to them by those numbers.

Par. 1. This is obviously untrue. No such attempt was made or is effected. The statements therein are true. Radiation resistance may explain it BUT the Navy has not yet devised means to utilize in practise the knowledge concerning radiation resistance, its effect on signal strength and range, and its relation to total resistance, and until the Navy attempts to utilize this knowledge in practical work it is hardly to be expected that amateurs will be able to do so. The RESULTS can be attained, however, by experiment as has been pointed out.

Par. 2. The "optimum wave length" of a transmitter is the best wave of the antenna and may perhaps be explained in the manner mentioned but (until some practical method of determining the various resistances mentioned is devised) can better be determined by the amateur by experiment than by calculation from formulae, the values of the factors of which can only be approximated.

Par. 3. If resonance indicates merely that the capacitive and inductive reactances are neutralized, how can we have resonance at the same wave length with such widely varying degrees of these two factors, UNLESS as is stated in my article, page 22, in reference to Fig. 3, there be some point between L and C at

which power factor is unity? This point may be inside of either L or C depending on their relative values but it seems to me absurd to state that any values of L and C which may be combined to produce a given wave length will produce unity power factor. Quoting from Wm. C. White, page 274, Radio News for Nov. 1920, "In order to get full output from a tube it is necessary to have only resistance effective in the circuit. Any excess values of inductive or capacity reactance means a heavier current for the same energy delivered (the so-called wattless component) and this component gives an added loss in passing thru the necessary impedance of the filament-to-plate path in the tube". It seems to me that the General Electric people are the only ones that are putting to practical use their knowledge of power factor and its relation to efficiency in radio circuits. It is the basis of several late patents and is the explanation of the effectiveness of the multiple tuned antenna. Let Mr. Stone explain: The closed circuit of a certain actual amateur transmitter has a voltage of 30,000 (estimated by distance jumped at gap) and an actual current in excess of 100 amperes (limit of ammeter). How does he account for the power in that circuit which, with an input to the transformer of 768 watts, will greatly exceed 300,000 watts if his power factor is unity? How, if the power factor is unity, can he account for the fact that the voltage of an amateur antenna often reaches a value that will jump ten inches (let's be ultra-conservative and call it 50,000 volts) with current measured by thermo-ammeter of 5.4 amperes, an apparent watt value of 270,000 with the same input of 768 watts?

Par. 4. May be. BUT WHY is there always a critical value of inductance and capacity for a given wave length that ALWAYS gives best results (both receiving and transmitting) if capacitive and inductive reactances are balanced at the wave length to which it is resonant? Why won't a short wave receiver work with a condenser across the secondary as well as it does when the capacity of the tube and windings are the only capacities present? In any case the fact remains that there is a relation of the values of capacity and inductance for every circuit, whatever may be its purpose, which gives best results for that purpose.

Par. 5. Can't agree. If Figs. 1 and 2 are correct (and I am informed they represent very accurately conditions often encountered in power distribution) I cannot see why Fig. 3 is not a sensible conclusion and from a purely logical standpoint Fig. 4 follows. Of course Fig. 4 seems hardly applicable to a spark transmitter but think a bit about some of the tube transmitter

"hook-ups" and see if it may not perhaps be in common use altho somewhat modified. Any circuit in which L is divided between a coupling coil and a loading coil represents to some extent the condition shown in Fig. 4 and it is well known that for long waves VERY MUCH BETTER results are attained by that arrangement.

In conclusion. Mr. Stone seems to take extreme satisfaction in criticizing what I say rather than the ideas that I am trying to convey. Scientific knowledge is useless to the mass of humanity unless it is put in the form of simple directions of how to do things and so results in widespread good rather than the advantage to the few who can understand complex scientific terms. All these seemingly complicated treatises can be reduced to simple terms if the one who writes them will only see the other fellow's viewpoint and really try to do so.

Very truly yours,  
M. B. West, 9DEA.

(In a freely oscillating circuit the current and voltage differ by ninety degrees. But it certainly seems true that there is but one combination of inductance and capacity to give the required wave length in the closed circuit of an amateur transmitter which will give the highest resultant power factor also.—Editor.)

#### A NEW SOUTHERN STATION

Editor, QST—  
Dear Friend Warner:

This is to inform you of the fact that one of the star relay stations of the South is to be erected at Thibodaux, La., a city fifteen miles from our city, within the near future.

This station has been obtained for the Lafourche High School through the efforts of Messrs. John B. Taylor, Dr. Smith, Supt. Lafargue of the Lafourche Schools, Mr. Miller, Supt., Mr. Payne of the Lafourche Lumber Co., and Mr. Broussard, all prominent business men of the city of Thibodaux. This station has had not a cent spared to make it one of the best radio stations in the United States, the funds for the erection of same being raised by popular subscription, and generous donations from the committee in charge.

The site selected has not any metal work for a great distance, and will afford the American Radio Relay League one of the best stations of the South. The equipment will consist of 1 KW Acme transformer, Dubilier Condensers, Benwood enclosed gap, and T. & H. Radio Oscillation transformer for the transmitting unit. The receiver will be composed of specially built regenerative receptor, two stage amplifier, two pair of Baldwin phones, in connection with a Magnavox loud speaker, and special battery of storage and B battery cells to

carry on the best long distance work that could be desired. This set will be conducted in connection with the physics class of the school, which will prove to be a tremendous benefit to the school, as well as the city of Thibodaux in general. We hope that all who hear this station will forward their station card, and will be greatly appreciated.

This is to wish all the boys around the home office the best of luck, and hoping that you all will report us, whenever you hear us. We are installing the set for the school, and have every faith that it will be an exceptionally fine one.

Sincerely,  
F. L. Pullen, 5JE.

HI!

Baltimore,  
March 7, 1921.

Dear Eddy—

After you have been to a convention and met all the important folks and come back and look thru your back QSTs and find you have pictures of almost all of them—AINT IT A GRAN' AND GLORIOUS FEELIN'?

As one OW to another, I wanna tell the girl who fell in love with C. A. Service's picture that she just oughta meet him. That picture doesn't half do him credit.

Y.L.

#### FORMULA CORRECTION

Toronto, Ont.,

Editor, QST—

Re. "Measurement of High Resistance", p. 27, Dec. QST.

$R_x$  does not equal

$$R_v \frac{E_b}{E_v} - 1,$$

which was probably a misprint, but equals

$$R_v \left( \frac{E_b}{E_v} - 1 \right).$$

My method of obtaining a formula would be:

$$R_x = \frac{E_b}{E_v} - \frac{E_b = E_v}{E_v}$$

where  $E_b$  is the open circuit voltage of battery as above.

73,  
"Canuck Student".

#### A CAUSE OF QSS?

117 South Blakely Street,  
Dunmore, Pa.

Editor, QST:

I have never seen or heard the following given as a possible reason for sigs fading, and I wonder.

This dope came to me while trying out CW stuff, using rectified AC. While using

this for CW I noted, more than once, a drop in both the radiation, (on a very sensitive milli-ammeter) and also on the plate or space-current ammeter, when leaving the set running as straight CW. At first this had me guessing. But after rewinding and rewiring the entire set and many other changes, I finally checked up on it and found that this occurred mostly during the early part of the evening. Then in order to convince myself that this might be the theory, I had the Light Company install a recording voltmeter. After having this meter connected on for almost a week, I found that the voltage varied anywhere from 110, which is supposed to be normal, to as low as 85 volts and as high as 132½ volts. The curve was very irregular and at times made jumps from about 90 volts to 115 and then again it would run 110 for hours and then finally take a jump higher and sometimes lower and on a very long curve. Then is when I happened to think of how sigs faded. Remembering that they almost always run about five to fifteen minutes and then faded, I again checked up on the curve and found that it might be possible. You no doubt see my idea already; I will try and give it as clearly as possible:

Take in the case of a ½ KVA transformer, which is supposed to draw approximately 4½ amps at 110 volts or around 450 watts. But according to the curve above mentioned, suppose that the service dropped to, say, 100 or 90 volts, wouldn't it mean that there would only be less watts drawn by the transformer, according to the above voltage? Naturally less watts working upon the antenna would not have the same effect at the receiving end as when 450 watts had been put through, consequently there would be a drop in signal strength.

Furthermore, tuning in a station whose signals are QSA, requires a different setting than signals that are QRZ. Am I right, or is it my set? Then, coming back to this drop in service line voltage, wouldn't the signals become weaker when the line voltage drops, and if signals were coming QSA and you were tuned for them and then the service drops, causing the signals to become weaker, wouldn't it require the different tuning to keep him audible? Then if you did not change the setting, the signals would again come in QSA when the service came to normal again.

Now Eddy, I may have wasted some stationery and worn out a ribbon on this mill and have lost about a half hour's sleep, but just the same, I had to get it out of my system and you were the first one in mind, so don't think hard of me, OM.

Very truly yours,

Roy C. Ehrhardt,

Radio 8ZQ.

## THE "BD" MYSTERY

Marion, Mass., 1HAA

Editor, QST:

Every so often something will happen that reminds me of the old days before there were and QR or QS signals, and when licenses were absolutely unknown.

'Way back in these days the Massie Wireless Co. had a ten kilowatt spark set in upper New York City on Jerome Ave. As rotary gaps were unknown, they had a straight spark gap and had her wide open. Without exaggeration, when they had the door opened we could hear the darn thing up in Mt. Vernon, some miles distant. He almost broke a leg trying to reach to the Massie station at Wilson's Point, Conn.—old "WN". The Long Island Sound boats were equipped with this same system.

How I laugh when I think of their detectors! They consisted of two horizontal carbon rods upon which they placed an oxidized needle. Old Hiram Hilkens, who was operator on one of the tubs, was sure a scream with one of these detectors. Hiram wore glasses about a half inch thick, anyway, and every time the old tub gave a lurch the needle rolled off the carbons. After a vain search of the wireless cabin, Hiram would fish another needle out of his vest pocket and be all set again. It was a great life.

After a year or so of operation the Massie Co. went on the rocks, as did many other wireless concerns in those days. This meant the closing of old ten K.W. "BD" station on Jerome Ave. Now somebody, I'm not saying who, thought up the idea of making a visit to old "BD" and just "removing" the 10 K.W. to another location. So one dark and stormy night a truck backed up to the door and away went the transformer, key, condensers, helix and spark gap. This was great dope, and as nobody seemed to care a hoot, they thought they'd go back and get the tuner and stove, so hitched up the old mare and made a return visit. Ha! Strange to say, someone else had had the same idea a little ahead of time, for the whole works, shed and all, were gone. The only thing that was there was the mast—the aerial wires, even, had vanished with the shed.

I think I know where that shed is today, but whatever happened to the rest of the outfit the old timers only know. There were sure some mighty powerful sparks around our neighborhood those days. The old 5 K.W. I had—a Clapp-Eastham Type E—used to pull 53 amperes, 110 volts, on the primary. Our home-made rotaries a few years later were made of big wooden discs an inch thick and were 24 to 36 inches in diameter. The one I had was hitched to a 250 volt D.C. motor, and I just hurried it along a bit by putting 550 volts on it, which somehow or other

mysteriously leaked off a trolley wire into my radio shack.

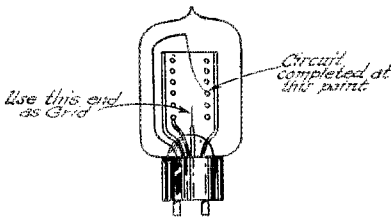
Sincerely,  
Irving Vermilya.

**"REPAIRING" TUBES**

1617 19 St. N.W.,  
Washington, D. C.

Dear Eddie—

Little things like burning out tubes dont worry me any more, for lo and behold, I have found a way to utilize dead tubes. I was examining a dead Moorhead the other day and noticed that one end of the fila-



ment had bent over and touched the grid, making a complete circuit thru the grid and filament terminals I immediately changed the connections of my socket, using the dead end of the filament as a grid and to my surprise, it worked nearly as well as a new tube. I have since "repaired" another tube in the same manner by carefully tapping on the glass until the filament touched the grid.

WL, OM, NM, nw, CUL,  
A. R. McGonegal, 3AFW.

**THE ROUTE TO ALASKA**

Box 206,  
Ketchikan, Alaska.

Editor, QST—

As yet no radio amateur has communicated with amateurs in the states via the ether. As practically all of the Alaska towns have Government stations, the power allowed amateurs is only one-half kilowatt. With this power there is very little possibility of anyone here being heard as far south as Seattle, except possibly on rare occasions. One of the electricians stationed at the local Naval Radio Station reported to me that 7CU of Vancouver, Wash., came in clear using an aerial of about 350 meters natural wavelength, and only a one step amplifier. He said there were many others heard, but "too many cooks spoil the soup" so he couldn't get their calls.

However, it is possible that a half K.W. could be heard in British Columbia, at least as far as Prince Rupert which is about 20 miles from Ketchikan. In this manner messages could be relayed, during the winter at least. But the principal difficulty encountered is this: Are there

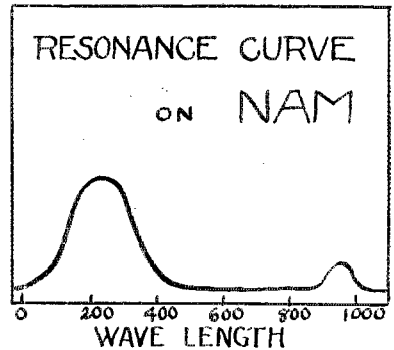
any amateurs in Prince Rupert or vicinity who have, are allowed or else have the means to get a half K.W. installed? For this reason I am writing to you, to find out whether you know of any Radio Amateurs, hams or otherwise, in the above mentioned vicinity.

If you do know of any would you please let me know, as I am anxious to help in opening a relay route from Alaska, either this spring or next fall.

Yours respectfully,

Roy Anderson of Station 7IT.

(Will anyone with knowledge of amateur station possibilities in the vicinity of Prince Rupert, B. C., communicate with us or Mr. Anderson?—Editor.)



**FEBRUARY STATION REPORTS**  
(Concluded from page 54.)

- |                              |  |             |
|------------------------------|--|-------------|
| 97J—9ZL—9LQ                  | Remarks  | 9ZJ—9ZL—9LQ |
| First District.              | No consistent stations; 1AW heard occasionally and some others less frequently.  |             |
| Second.                      | 2RK very loudly at times, other stations irregular and usually lost in QRM.  |             |
| Third.                       | 3EN seems to have come back to life as we are hearing him more often again. 3HJ seems to have dropped off the map. None of the others come in very well. 3GO heard pretty well on a few nights recently.   |             |
| Fourth.                      | 4YB not working much this month. 4XC best we have heard. Heard a number of other 4's but none very loud.   |             |
| Fifth.                       | Much the same as last month but with 5ER dropping out and 5YE coming in more often.  |             |
| Sixth and Seventh Districts. | No stations logged from these districts although we almost thought we heard a 6 one night.   |             |
| Eighth.                      | Where is 8ZL? We have them logged on only one occasion when they came in strongly. 8ZR seems to be in the lead now. There is a flock of good special stations in the Eighth District, among them 8XA, 8XE, 8XK, 8ZA, 8ZD, 8ZH, 8ZL, 8ZO, 8ZR, 8ZW and 8ZY. Some of the other eighth district stations seem to think that the wave length law does not mean anything. We have heard regular amateurs on wave lengths up to 400, we know, because we have measured them. |             |
| Ninth.                       | Same stations as last month are doing the work. Our neighbor, 9KR at Lebanon, seems to be quite active and is reaching out somewhat. Some of the ninth district boys are stretching the wave length law also.  |             |

## QST'S DIRECTORY OF CALLS

**A**DOPTING the Department of Commerce's list of amateur stations as its standard, QST will publish each month the calls of new stations in each district commencing where the government book stops. To make this possible, amateurs are requested to report new or changed call letters to this office.

### FIRST DISTRICT

A. R. Findlay,	391 Windsor Ave., Hartford, Conn.	1GBP
E. E. Parmenter,	3 Sheldon Pl., Waterville, Me.	1GBQ
R. E. Hull,	169 Lothrop St., Beverly, Mass.	1GBR
H. G. Ringwood,	29 Arnold St., Boston, Mass.	1GBS
S. S. Heap,	132 Atlantic St., Atlantic, Mass.	1GBT
Boardman H. Chase,	39 Chester Ave., Winthrop, Mass.	1GBU
James P. Saunders,	15 Cherry St., Salem, Mass.	1GBV
Frederick E. Hue,	183 Winthrop St., Winthrop, Mass.	1GBW
Warren F. Priest,	Poster St., Littleton, Mass.	1GBX
Wm. T. Chase,	16 Evans St., Dorchester, Mass.	1GBY
Arthur L. Spring,	25 Loring St., Newton Center, Mass.	1GBZ
Warren A. Ford,	855 Massachusetts Ave., North Adams, Mass.	1HBA
Gordan Wells,	139 East Cottage St., Dorchester, Mass.	1HBB
Richard F. Shea,	668a Dudley St., Roxbury, Mass.	1HBC
Clarence H. Morse,	33 Union St., Mansfield, Mass.	1HBD
Albert A. Sears,	14 Erin St., Whitman, Mass.	1HBE
Arthur L. Fern,	12 Essex St., Hartford, Conn.	1HBF
Robert E. Gray,	234 Thomas St., Groton, Conn.	1HBG
Laurence B. Cheney,	R. F. D. No. 1, Southbridge, Mass.	1HBH
Robert V. Howard,	Loomis Inst., Windsor, Conn.	1HBI

### SECOND DISTRICT

J. P. Jessup,	93 California St., Ridgewood, N. J.	2AUG
Clifford Holman,	Highland Park, New Brunswick, N. J.	2AZY
G. Curtis Engel,	181 Upper Blvd., Ridgewood, N. J.	2BBB
A. L. Wilcox,	424 Tremont Ave., Westfield, N. J.	2BEL
Thos. Robinson,	226 Lincoln Ave., New Brunswick, N. J.	2BER
H. C. Hogencamp,	623 E. 22d St., Paterson, N. J.	2BID
Paul Rank,	319 Union St., Union Hill, Weehawken, N. J.	2BJB

### THIRD DISTRICT

Roy W. Geiger,	Oringsburg, R. R. 1, Penna. (Reassigned)	3UA
E. H. Velutine, 3d,	1931 N. 23d St., Philadelphia	3AAE
Jas. Curry,	Box 293, Hilton Village, Va.	3AAG
Geo. Butler,	647 N. 12th St., Reading, Pa.	3AAI
Carl Kunsman,	519 Penn. St., Reading, Pa.	3AAF
R. M. Lacey,	11 Mills St., Morristown, N. J.	3ABG
Ralph Hartman,	440 Mulberry St., Reading, Pa.	3ABO
Walter Hoffman,	1014 Green St., Reading, Pa.	3AEN
Edw. Beeler,	2432 W. Morris St., Philadelphia	3AEQ
Harold Monyer,	1034 Court St., Reading, Pa.	3AFH
Russell Kutz,	330 No. 10th St., Reading, Pa.	3AGC
R. I. Wilson,	1706 Race St., Philadelphia	3AJM
Elmer Jones,	Wyncote, Mont. Co., Penna.	3AKU
W. K. Koch,	1521 N. 17th St., Philadelphia	3ALL
W. Russell Scargie,	801 Baltimore Ave., East Lansdowne, Pa.	3AMY

### FOURTH DISTRICT

C. J. and Eugene White,	510 Park Ave., LaGrange, Ga.	4DT
A. C. Robinson,	1503 University Ave., Gainesville, Fla.	4DW
Frank Dodd,	Vernon St., LaGrange, Ga.	4DX
Henry H. Pike,	Park Ave., LaGrange, Ga.	4DY
A. J. Cook,	Flat Shoals Road, RFD, Atlanta, Ga.	4EE
W. C. Ether,	Woodruff, S. C.	4EG
G. C. Trammel,	25 Milledge Ave., Atlanta, Ga.	4EI
Thurston Hatcher,	142 Adams St., Decatur, Ga.	4EK
R. L. McCall,	99 E. Merritts Ave., Atlanta, Ga.	4EM
Charles Kelly,	Moreland Ave., Atlanta, Ga.	4EO
Bela Winterkorn,	Glenwood Ave., Atlanta, Ga.	4EQ
H. H. Snyder,	211 Central Ave., Atlanta, Ga.	4FM
T. Green,	707 S. Boulevard, Atlanta, Ga.	4FQ
Georgia School of Technology	Atlanta, Ga.	4YA
Knights of Columbus Radio School,	Marist College, Atlanta, Ga.	4YJ

### FIFTH DISTRICT

G. M. Cornelius,	Seminary Hill, Ft. Worth, Tex.	5LC
Bryce Ballinger,	Box 747, Miami, Okla.	5LO
Geo. Johnston,	1457 Milner Crescent, Birmingham, Ala.	5LP
Guy W. Neel,	Dublin, Texas (Ex-5BI),	5LR

### SIXTH DISTRICT

C. R. Henry,	626 3d St., Napa, Cal.	6ACA
M. P. Gilliland,	117 Foothill St., Pasadena, Cal.	6ACB
W. D. Johnson,	4346 Townsend Ave., Oakland, Cal.	6ACC
A. L. Walker,	6th & Lay Sts., Winnemucca, Nevada	6ACD
W. H. Westerman,	3219B Adeline St., Berkeley, Cal.	6ACE
E. Pack,	6451 San Pablo Ave., Oakland	6ACF
M. H. Hurt,	289 W. 14th St., Riverside, Cal.	6ACG

C. E. Thompson,  
 I. A. Coffey,  
 M. H. Hurt,  
 L. H. Atkinson,  
 A. Brooks,  
 L. Newman,  
 R. W. Kerrigan,  
 H. C. Robom,  
 R. K. Salisbury,  
 H. W. Scribner,  
 T. A. Work, Jr.,  
 H. F. Thornton.

1876 15th St., San Francisco (Portable Station)  
 75 E. Santa Clara St., San Jose, Cal.  
 289 W. 14th St., Riverside, Cal.  
 1306 Filmore St., San Francisco  
 482 Lyon St., San Francisco  
 1700 Sonoma Ave., Berkeley, Cal.  
 2843 Harrison St., San Francisco  
 2069 O'Farrel St., San Francisco  
 400 Wilcox Ave., Oroville, Cal.  
 23 Presidio Terrace, San Francisco  
 181 Central Ave., Pacific Grove, Cal.  
 Arcata, Cal.

6ACH  
 6ACI  
 6ACJ  
 6ACK  
 6ACL  
 6ACM  
 6ACN  
 6ACO  
 6ACP  
 6ACQ  
 6ACR  
 6ACS

SEVENTH DISTRICT

Melvin Van Scoyoc,  
 Norman R. Hood,  
 Carl V. Finch

Orting, Wash.  
 1022 So. Ash St., Casper, Wyo.  
 201 S. 6th St., Bozeman, Mont.

7JS  
 7KX  
 7ME

EIGHTH DISTRICT

Following reissued calls; cancel assignments in Call Book:

Ralph Gaylord,  
 Beaver High School,  
 B. T. Dreyer,  
 Wm. McKenzie,  
 F. A. Hamel,  
 R. W. French,  
 Chas. C. Davis,  
 Bellevue High School,  
 Thos. B. Keller,

338 Sackett St., Cuyahoga Falls, Ohio  
 2d & Market, Beaver, Pa.  
 1516 Montclair Ave., Detroit  
 430 Floyd St., Toledo, O.  
 200 Martin St., Amherst, O.  
 1675 Pilgrim Pl., Akron, O.  
 411 Poplar St., Fenton, Mich.  
 Bellevue, Pa.  
 1362 W. 76th St., Cleveland, O.

8HE  
 8ME  
 8KH  
 8KO  
 8QH  
 8UQ  
 8ADY  
 8AGY  
 8AJQ

Following are new calls:

Robert F. Coughaine,  
 Palmer H. Craig,  
 Joseph Buchmann,  
 Clarence M. Voll,  
 Lloyd W. Laird,  
 Howard B. Blodgett Mouatt,  
 Harry E. Blewitt,  
 J. Russell Ball,  
 Edw. G. Snyder,  
 Benton S. Clark,  
 Lawrence J. Birkel,  
 Harry Latas,  
 Glen S. Whidden,  
 Charles F. Nichols,  
 J. Bernard Sponsler,  
 Herbert W. Squires,  
 Richard Voighs,  
 Kendrick Ross,  
 Albert B. Fuller,  
 Albert H. Buch,  
 Julius Jefferies,  
 Jackson K. Sterrett,  
 John D. Graven, Jr.  
 Clarence Gielow,  
 Robert K. Champion,  
 Herbert Riley,  
 Hobart R. Avery,  
 Frank P. Oros,  
 Carl P. Goetz,  
 William J. Baldwin,  
 W. B. Ritchie Agnew,  
 Mendell Schneider,  
 Elmer L. Wagner,  
 Robert White,  
 Lester R. Reynolds,  
 Stephen Harvey,  
 Wayland C. Marlow,  
 J. L. Greene,  
 Millard W. Baldwin, Jr.,  
 Phil H. Rinehart,  
 Mark A. Ricci,  
 Ralph E. Humes,  
 Fred Sima,

102 Norwalk Ave., Buffalo, N. Y.  
 3397 Glenmore Ave., Cincinnati, Ohio  
 73 Garfield St., Lancaster, N. Y.  
 152 Johnson St., Buffalo, N. Y.  
 18 N. Race St., Greenville, Pa.  
 264 Field St., Rochester, N. Y.  
 1032 Orange Ave., Youngstown, Ohio  
 6514 Darlington Rd., Pittsburgh, Pa.  
 1476 Alabama Ave., Dormont, Pittsburgh, Pa.  
 715 E. Maiden St., Washington, Pa.  
 564 Clifton St., Springfield, Ohio  
 270 Field St., Rochester, N. Y.  
 R. F. D. No. 1, Holt, Mich.  
 Elm St., Webster, N. Y.  
 837 High St., Williamsport, Pa.  
 121 Court St., Binghamton, N. Y.  
 1314 Clinton St., Sandusky, Ohio  
 60 Warwick Ave., Rochester, N. Y.  
 238 S. Goodman St., Rochester, N. Y.  
 Fifth Ave., Tawas City, Mich.  
 R.F.D. No. 2 Box 20, Letonia, Ohio  
 1001 Walnut St., Erie, Pa.  
 692 N. Walnut St., Van Wert, Ohio  
 218 McDonough St., Sandusky, Ohio  
 517 Park Ave., Williamsport, Pa.  
 7238 Standish St., Pittsburgh, Pa.  
 ..... Oakfield, N. Y.  
 163 Rademacher St., Detroit, Mich.  
 1128 Atwood Ave., Cincinnati, Ohio  
 92 E. Hazeltine Ave., Kenmore, N., N. Y.  
 16 Oakland Ave., Washington, Pa.  
 112 Weld St., Rochester, N. Y.  
 308 Mitchell Ave., Butler, Pa.  
 557 Phillippi St., Clarksburg, W. V.  
 522 William St., Buffalo, N. Y.  
 35 Pearl St., Gloversville, N. Y.  
 Shredded Wheat Co., Niagara Falls, N. Y.  
 1454 Shady Ave., Pittsburgh, Pa.  
 Overlea Farm, Marcy, N. Y.  
 South High School, Pittsburgh, Pa.  
 108 Reed St., Clairton, Pa.  
 834 W. Jefferson St., Springfield, Ohio  
 719 W. Michigan Ave., Ypsilanti, Mich.

8ALZ  
 8AMA  
 8AMB  
 8AMC  
 8AMD  
 8AME  
 8AMF  
 8AMG  
 8AMH  
 8AMI  
 8AMJ  
 8AMK  
 8AML  
 8AMM  
 8AMN  
 8AMO  
 8AMP  
 8AMQ  
 8AMR  
 8AMS  
 8AMT  
 8AMU  
 8AMV  
 8AMW  
 8AMX  
 8AMY  
 8AMZ  
 8ANA  
 8ANB  
 8ANC  
 8AND  
 8ANE  
 8ANF  
 8ANG  
 8ANH  
 8ANI  
 8ANJ  
 8ANK  
 8ANL  
 8ANM  
 8ANN  
 8ANO  
 8ANP

NINTH DISTRICT

Lombard College,  
 L. A. Benson,  
 H. D. Matteson,  
 F. M. Rudich,  
 Dale Tetric,  
 H. R. Gibson,  
 H. W. Wells,  
 R. W. Hitchcock,  
 I. e. Hamm,  
 P. M. Jacobs,

Galesburg, Ill. (N. C. Smith, Opr.)  
 4942 Wiesehan Ave., St. Louis, Mo.  
 384 W. South St., DeKalb, Ill.  
 1500 S. Ridgeway Ave., Chicago  
 1326 S. Peoria, Dixon, Ill.  
 705 N. Elm St., Centralia, Ill.  
 540 Wauwatosa Ave., Wauwatosa, Wis.  
 41 Arlington Ave., Indianapolis  
 571 Wauwatosa Ave., Wauwatosa, Wis.  
 1314 Niedringhaus Ave., Granite City, Ill.

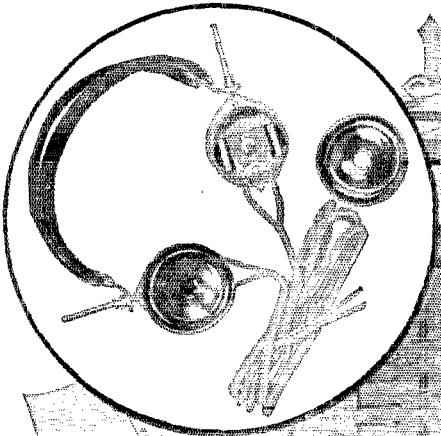
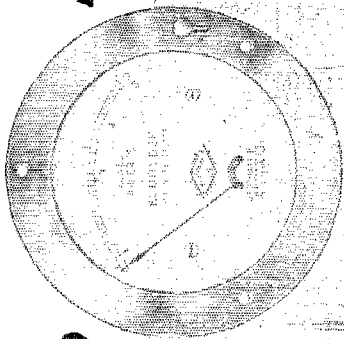
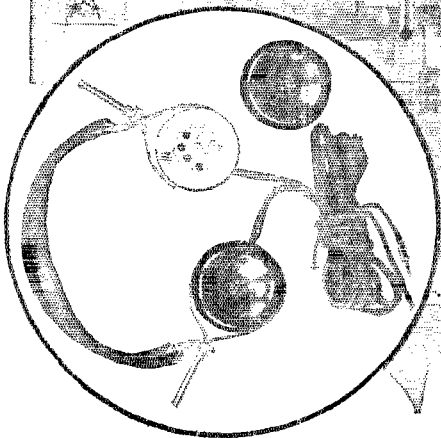
9XW  
 9ZB  
 9AMR  
 9AOX  
 9AUX  
 9AVQ  
 9AYG  
 9AYH  
 9AZM  
 9AZD



Your dealer's salesman will be glad to explain to you the delicate, sensitive construction of these

# FIRTH RADIO

# SPECIALTIES



## BALDWIN PHONES

Set new amateur world's records!

Famous mica diaphragm, super sensitive phones,—used by H. D. Selvaie in the first trans-continental amateur spark reception.—used in the trans-continental relay on Jan. 18—used by the U. S. Navy, the British and French governments, commercial operators all over the world, and by thousands of leading amateurs.

Original Type "C" ..... \$16.50  
 Improved Type "E" ..... 20.00  
 Type "F" ..... 21.00

Ask your dealer for booklets describing any of the above Firth Specialties. If he lacks a supply, write, mentioning his name and address, direct to

## ELDRIDGE METERS

Each one has hand-calibrated, individually-engraved scale dimensions. Distinguished by their high polish nickel finish, unvarying accuracy over 25 years of service, and the reasonable prices.

Radio Frequency Ammeters and Milli-ammeters \$7.00 (Model Shown)

Advance "Midget" Ammeters and Voltmeters, 12 ranges, AC and DC, \$8.00  
 Model S-D specially designed for 60 cycle transformer primary circuits  
 Voltmeters, \$10.00; Ammeters, \$9.50.

## BROWNIE PHONES

Can be instantly adjusted for changes in signal strength and pitch. Adjustable features make them the most sensitive and selective of all metal diaphragm telephones.

Single solenoid core is directly under the exact center of the diaphragm. Eight sensitive springs for support, allow the diaphragm to vibrate thruout its entire area.

One model, 2,000 ohms, light weight, rugged, equipped with Improved Baldwin type headband. Price \$12.50.

**JOHN FIRTH & COMPANY, Inc., 18 Broadway, New York**

# CONTINENTAL NEWS

APRIL, 1921

Published every month in QST by the Continental Radio & Electric Corporation

## Mail Order Service

The Continental Store in New York has long been famous as the fairest, pleasanter and quickest place to buy radio goods in the city.

The Continental Mail Order Dept. is now becoming even more noted throughout the United States, for these same reasons.

Let Continental Service serve you—order direct from this advertisement, and expect:

**Accuracy : Speed : Courtesy**

Please make your remittance by P. O. Money Order or bank draft to avoid delay!

## VARIOMETERS

Radio Craft	\$6.00
Nightingale, (small)	4.50
Nightingale, (large)	5.50
Grebe	8.50
Clapp Eastham (with knob and dial)	6.50
Clapp Eastham	5.75

## COIL MOUNTINGS

LC 100-7	\$10.00
LC 101-7	13.00
LC 201-7	15.00

## INSULATORS

6622-50 Lead-in insulator (Commercial size)	\$5.00
6850-50 Lead-in insulator	4.60
6815-50 Lead-in insulator	2.50
6266-50 Lead-in insulator	1.70
4507-50 10-inch commercial	1.00
4502-50 5-inch	.60
4507-50 Ball insulator	.50

## DUBILIER CONDENSERS

D 100-23 ¼KW 10000 volts, .007 MFD	\$19.00
D 101-23 ½KW 14000 volts, .007 MFD	30.00
D 102-23 1KW 21000 volts, .007 MFD	45.00
D 103-23 1KW 25000 volts, .007 MFD	50.00
D 113-23 1KW 25000 volts, .01 MFD	55.00
Murdock, per section, 483, 8 transmitting condensers	\$8.25
Murdock, per section, 483, 8 transmitting condensers	5.00

## SPARK COILS

7758 ¼ inch	\$4.50
7759 ½ inch	5.50
7760 ¾ inch	7.50
7761 1 inch	8.20
7762 1½ inch	11.00
7763 2 inch	15.00

## TELEPHONES

No. 55 Murdocks 2000 ohms	\$4.50
No. 55 Murdocks 3000 ohms	5.50
Brandes "Superior" 2000 ohms	8.00
Brandes "Trans-Atlantic" 2300 ohms	12.00
Brandes "Navy Type" 3200 ohms	14.00
Baldwins Type C Navy Standard	16.50
Baldwins Type E Superior-Sensitive	20.00
Century 2200 ohms. (Govt Standard)	12.50
Century 3200 ohms. (Govt Standard)	14.00

## VACUUM TUBE SOCKETS

No. R-300 DeForest	1.50
No. M-300 Marconi	1.50
No. 55 Murdock	1.00
No. 156 Gen. Radio	1.75
No. R-400 Inverted Type	2.40

## VACUUM TUBES


Radiotron U.V. 200 Detector tube	5.00
Radiotron U.V. 201 Amplifying tube	6.50
Electron relay	6.00
Moorhead Amplifier	7.00
Moorhead extra hard Triode	7.50
Audiotron	6.00

## ROTARY SPARK GAPS

Bell Gaps in stock	55.00
Benwood Gaps	30.00
Benwood Gaps (Bakelite Case)	27.50
Large Murdock Gap	30.00
Grebe Synchronous Gap	140.00

# \$11.00

## COMPLETE



# PARAGON-RADIOTRON COMBINATION

The Paragon Detector unit is complete with VT socket, filament rheostat, grid condenser, grid leak, and binding posts. With the Radiotron UV 200, it makes a complete VT Detector outfit.

PARAGON UNIT \$6.00

With Radiotron UV 200, complete ready for use, \$11.00

Brown 4000 ohm imported super-sensitive double armature	20.00
<b>TRANSFORMERS (Acme new type)</b>	
Acme 250 Watt, mounted	16.00
Acme 250 Watt, unmounted	13.00
Acme 500 Watt, mounted	22.00
Acme 500 Watt, unmounted	18.00
Acme 1000 Watt, mounted	33.00
Acme 1000 Watt, unmounted	28.00

## LINE PROTECTORS

No. 379 Murdock line protector	9.00
No. AM888 Dubilier line protector	4.00
No. CD888 Dubilier line protector	6.00

## TUNGAR RECTIFIERS

Two Ampere Tungar complete	18.00
Five Ampere Tungar complete	28.00
Two Ampere Extra Lamp	4.00
Five Ampere Extra Lamp	8.00

## AMPLIFYING TRANSFORMERS

No. A-2 Acme, mounted	\$7.00
No. A-2 Acme semi	5.00
No. A-2 Acme, unmounted	4.50
No. 226-W Federal	7.50

## "B" BATTERIES

No. 7623 Standard 22.5V. small	\$1.50
No. 7625 Standard 22.5V. large	2.65
No. 7650 Standard 22.5V. variable	3.50
No. 766 Eveready 22.5V. large	3.50
No. 763 Eveready 22.5V. small	2.25
No. 703 Eveready flashlight cells set of 10 45V.	3.50

# PARAGON R. A. TEN

## Amplifying Short Wave Regenerative Receiving Set

We can fill your order for one of these Paragons by return mail.

"The weaker the signal, the stronger the amplification."

Wave length 160 to 1000

meters. Amplification 100 times.

24% more sensitive and selective than the R.A. 61


Two-year guarantee. Price Eighty-Five Dollars.

# CONTINENTAL NEWS

APRIL, 1921

—Our Word of Honor to You is Our Guarantee—Let Us Prove It!

## NEW TRANSMITTING TUBES RADIOTRON UV 202



Radio Corporation brings out new 5 watt power tube. Continental has big supply.

THESE new Radiotrons are produced in the great lamp works of the General Electric Company. They are of an improved type, specially designed for long operating life, and unequalled sensitiveness. We have a generous supply of these wonderful new tubes, and can supply you with all the necessary equipment to transform your receiving station into a first class transmitting station.

**MODEL UV 202** **PRICE \$8.00**  
5 watts. Filament voltage 7½ volts. Filament current 2.35 amperes. Plate voltage 350 volts.

Be the first in your section to use the Radiotron 202. Send in your order today. Your tube will come by return mail.

- BOOKS**
- Practical Wireless, by Bucher..\$2.25
  - Experimenters Manual, by Bucher .. 2.25
  - Vacuum Tubes, by Bucher..... 2.25
  - How to Pass U. S. Exams by Bucher .. .75
  - How to Conduct Radio Club by Bucher..... .75
  - Practical Wireless Stations, by Bucher .. .75
  - Radio Telephony, by Goldsmith 2.50
  - Radio Ins. and Measurements.. 1.75
  - Elem. Princ. of Wireless by Baggay, Part 1..... 1.75
  - Part 2..... 1.75
  - Both for..... 3.25
  - Robinson's Manual of Wireless Telegraphy .. 2.50
  - Consolidated Radio Call-Book, (new edition) .. 1.50
- AUDION CONTROL PANELS**
- No. RORA Grebe, in cabinet.\$12.50
  - No. RORH (Gr be with tuckler connections) .. 17.00
  - No. ZRD Clapp-Eastham (new type) .. 12.00
  - No. Y-1 Acme (latest model) 10.00
  - No. P-500 DeForest audion ultra-audion type with 45 V "B" battery .. 24.00
  - Adams-Morgan "Paragon special" just out..... 6.00
  - A1-10 Radio Craft..... 15.00
- LOOSE COUPLERS**
- No. A-1 Arnold 3500 meters..\$22.00
  - No. Y-673 Clapp Eastham 3000 meters .. 14.00

- No. 344 Murdock 1500 meters 9.00
- No. RKAB Grebe Variometer-coupler 1000 meters in cabinet .. 25.00

- VARIABLE CONDENSERS**
- Connecticut 41-C .001 MFD.. \$6.50
  - Connecticut 42-C panel mounting .. 6.50
  - Gen. Radio 182 A .007 MFD.. 12.00
  - Murdock 366 .001 MFD..... 4.75
  - Murdock 367 .001 MFD..... 4.75
  - Murdock 368 .0005 MFD..... 3.75
  - Chelsea 120 .0012 MFD..... 4.50
  - Chelsea 210 .00068 MFD..... 4.50

- STORAGE BATTERIES**
- 10001 4V 60 Ampere Battery..\$14.50
  - 10004 6V 60 Ampere Battery.. 20.00
  - 10005 6V 80 Ampere Battery.. 26.25
- All batteries are shipped fully charged

- ANTICAPACITY SWITCHES**
- No. 1424 W D P D T 12 springs 2.80
  - No. 1426 W D P S T 4 springs 2.55
  - No. 1427 W S P S T 4 springs 2.60

- TELEPHONE JACKS**
- 1421 W Open Circuit Jack ..\$ .70
  - 1422 W Closed Circuit Jack... .85
  - 1423 W Two Circuit Jack.... 1.00
  - 1428 W Plug..... 2.90
  - Special Creco Plug..... 1.50

- DUO LATERAL COILS**
- |               | Mounted | Unmounted |
|---------------|---------|-----------|
| DL 25 .....   | \$1.65  | \$.90     |
| DL 35 .....   | 1.70    | 1.00      |
| DL 60 .....   | 1.75    | 1.10      |
| DL 75 .....   | 1.85    | 1.20      |
| DL 100 .....  | 1.95    | 1.30      |
| DL 150 .....  | 2.10    | 1.40      |
| DL 200 .....  | 2.20    | 1.50      |
| DL 250 .....  | 2.30    | 1.60      |
| DL 300 .....  | 2.45    | 1.80      |
| DL 400 .....  | 2.60    | 2.00      |
| DL 500 .....  | 2.75    | 2.20      |
| DL 600 .....  | 3.05    | 2.50      |
| DL 750 .....  | 3.30    | 2.70      |
| DL 1000 ..... | 3.55    | 2.90      |
| DL 1250 ..... | 3.85    | 3.50      |
| DL 1500 ..... | 4.10    | 4.00      |

# CONTINENTAL RADIO & ELECTRIC CORP.

J. DiBlasi, Sec.

J. Stanley, Treas.

Dept B23


6 Warren St.

New York

Our 112-page catalogue, with complete listings of all C.W. Apparatus, mailed for 25 cents.

WRITING TO ADVERTISERS

# ACME Testimonial



January 30, 1921.

THE ACME APPARATUS CO.,  
CAMBRIDGE, MASS.  
Gentlemen:

I consider it a pleasure to tell you that I have succeeded in working past the four boundaries of our U. S. with one of your 1KVA old type transformers. Really it is a wonder and has a real "kick." My sigs heard aboard ship 1400 miles east of New York, 2300 miles in all. 9EQ is reported QSA by several stations on the Pacific Coast including Santa Barbara, Cal., and Vancouver, Wash. 9EQ was reported QSA at Napanee, Canada and I talked to a ship at Tela Honduras, 1500 miles south of St. Louis.

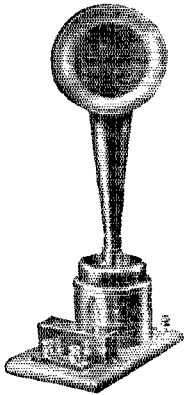
All this work is due to you, Gentlemen, and I wish to thank you and offer you my best wishes for continued success in the future. YOUR ACME CANNOT BE BEAT.

Yours very truly,  
(NAME UPON REQUEST)

*THE APPARATUS WITH A GUARANTEE*

**ACME APPARATUS CO.,** 26 WINDSOR STREET,  
CAMBRIDGE 39, MASS.

*Transformer and Radio Engineers and Manufacturers*



## Quality Radio Equipment

**RADIO MAGNAVOX**

The latest development in sound amplifiers; constructed on a patent protected electro-dynamic principle. Can be used with excellent results with 2 to 4 dry cells.

Full supply of quality Vacuum Tubes, Controls and Parts. Special Dealer's offer. Mail orders filled promptly.

*Write For Radio Catalog No. 2*

**RADIOTRON U.V.200**

An excellent new super-sensitive detector and tone frequency amplifier; constructed especially for amateur and experimental stations. Will operate from one standard plate battery.



**DOUBLEDAY-HILL ELECTRIC CO.**

RADIO DEPT.—DESK A

715 12th St., N. W., WASHINGTON, D. C. 719-21 Liberty Ave., PITTSBURGH, PA.

"EVERYTHING IN RADIO"

**WESTERN RADIO ELECTRIC COMPANY**

SEND FOR OUR MARCH

STOCK BULLETIN AND PRICE LIST

550 South Flower Street,

Los Angeles, Cal.

These leading dealers  
carry the complete  
Radisco line.

ALBANY, N. Y.  
Shotton Radio Mfg. Co.  
8 Market St.

ASHEVILLE, N. C.  
Hi-Grade Wireless Instru-  
ment Co.

ATLANTIC CITY, N. J.  
Paramount Radio Supply  
518 N. Connecticut Ave.

BIENVILLE, QUE. CAN.  
Canadian Radio Mfg. Co.

BOSTON, MASS.  
Atlantic Radio Co.  
88 Broad St.

BROOKLYN, N. Y.  
Kelly & Phillips,  
312 Flatbush Ave.

CHICAGO, ILL.  
Chicago Radio Lab.  
1816 Carmen Ave.

EUREKA, ILL.  
Klaus Radio Co.  
Branch, Feoria, Ill.

KANSAS CITY, MO.  
McCreary Radio Supply  
4th and Delaware Sts.

LOS ANGELES, CALIF.  
The Wireless Shop  
511 W. Washington St.

MONTREAL, P.Q. CAN.  
J. B. Miller  
136 Vendome Ave. N.D.G.

NEW BRUNSWICK  
NEW JERSEY  
Geo. N. DeLapaine  
206 George St. and  
8th & Magnolia Sts.

NEW ORLEANS, LA.  
Rose Radio Supply,  
604 Gravier St.

NEWARK, N. J.  
A. H. Corwin & Co.  
4 West Park St.

OMAHA, NEBRASKA  
O-B Radio Supply Co.  
406 Brown Building.

PHILADELPHIA, PENN.  
Philadelphia School of  
Wireless Telegraphy  
Broad and Cherry Sts.

PROVIDENCE, R. I.  
Rhode Island Elec. Equip.  
Co.  
45 Washington St.

PITTSBURGH, PENN.  
Radio Electric Co.,  
3807 Fifth Ave.

PORTLAND, ME.  
Atlantic Radio Co.,  
15 Temple St.

SEATTLE, WASH.  
Northwest Radio Service  
Co.  
609 Fourth Ave.


SCRANTON, PENN.  
Shotton Rdio Mfg. Co.  
P. O. Box 3  
Branch, 8 Kingsbury St.  
Jamestown, N. Y.

TORONTO, ONT., CAN.  
The Viny Supply Co.  
567 College St.

WASHINGTON, D. C.  
Eastern Radio & Elec-  
tric Co.  
1405 Florida Avenue.

WICHITA, KAN.  
The Cos-radio Co.  
1725 Fairmount Ave.

## New Moulded Vario-Coupler--only \$7.50



### ACCURATE,—TO A HAIR'S BREADTH

**H**ERE'S the new Radisco vario-coupler,—standardized,—machine made,—accurate in all essential dimensions, to the .002 part of an inch.

First in design and construction, it sets new standards of mechanical and electrical efficiency.

Second, the materials,—special moulded composition, Formica, and brass,—will deliver years of service.

Third, it's entirely standardized and machine made. You will find that new parts vary less than .002 of an inch,—a fraction of a hair's breadth.

Finally the price, only \$6.50. It's hard to compare prices, because there never was a coupler so well-made, so accurate, so good through and through! But, at least, you have the satisfaction of knowing that the standardized, machine, quantity production gives you unequalled value per dollar.

The ball and base are special moulded composition, high polished, which cannot warp. The tube is black Formica that will not shrink or absorb moisture under any condition.

The hard brass bearings, with phosphor bronze contact springs, are supported by moulded "U-Beam" strips of Bakelite. The shaft is  $\frac{1}{8}$ " in diameter, to fit the standard Corwin Dials.

The winding consists of No. 22 single cotton-covered wire. Primary is tapped in two groups,—six taps, six turns apart and six taps single turns apart. This makes it possible to secure any combination of turn up to 37.

This improved coupler is light in weight, sturdy, and efficient. Your Radisco dealer has a supply now, but it would pay you to see him soon.

# RADISCO

RAD'CO DISTRIBUTING CO.,

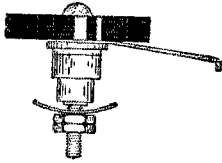
Newark, New Jersey

This mark  your guarantee!

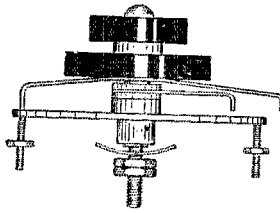
ALL PRICES POSTPAID



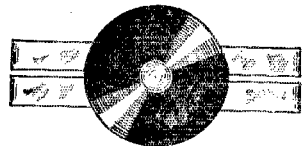
CATALOG SENT FOR 5 CENTS




**Type 101 Panel Switch**  
A beautiful and efficient rotary switch for general use. Furnished in two sizes. 1" radius brass finish 40c. Nickel finish 50c. 1½" radius brass finish 50c. Nickel finish 60c.




**Type 102 Panel Switch**  
A compound switch consisting of two electrically independent switches mounted with concentric knobs. 1½" radius brass finish \$1.10. Nickel finish \$1.25.



**Type 103 Panel Switch**  
A rotary panel switch which is double pole and double throw. Will change variable condenser from series to parallel, etc. 1½" radius brass finish 75c. Nickel finish 85c.




**Type 104 Panel Switch**  
A complete unit for back of panel mounting. The latest and best in rotary panel switches. Better looking, more efficient and easier to mount. Complete with Type 116 Dial and 6 contacts \$2.25. Complete with Type 116 Dial and 11 contacts \$2.50.




**Variocoupler Rotor**  
A carefully turned hardwood form for the secondary coils of variocouplers, etc. Size 3½" in diameter and 2" wide. No. 101 Rotor \$1.00.

THE  
**WILCOX LABORATORIES**  
Lansing, Dept. H. Mich.



**Type 121 Rheostat**  
Suitable for table or back of panel mounting. Has turned aluminum case, convenient binding posts and 6 ohm resistance unit with all off and all on positions. Long bearing and special designed blade insure smooth running and positive contact. Only occupies space 2" in diam. on your panel. No. 121A with Type 113 Dial \$2.50. No. 121B with Knob and Pointer \$1.75.



## Chelsea Variable Condensers

(Die Cast Type)

No. 1—.0011 m.f. mounted.....	\$5.00
No. 2—.0006 m.f. mounted.....	4.50
No. 3—.0011 m.f. unmounted.....	4.75
No. 4—.0006 m.f. unmounted.....	4.25
Bakelite dial only.....	.75

Top, bottom and knob are genuine bakelite, shaft of steel running in bronze bearings, adjustable tension on movable plates, large bakelite dial reading in hundredths, high capacity, amply separated and accurately spaced plates.

Unmounted types will fit any panel and are equipped with counter-weight.

Purchase from your dealer; if he does not carry it, send to us. Bulletin sent upon request.

**Chelsea Radio Co., 15 Fifth St., Chelsea, Mass.**

Manufacturers of Radio Apparatus and Moulders of Bakelite.

**Best of Everything in  
Radio Apparatus and Parts.**

Send Stamp for Catalog "Q"

**J. H. BUNNELL & CO.**

32 Park Place,

New York

**CANADIAN AMATEURS**

Deal in Canada and Save \$\$\$\$

The Leading Amateur Supply House for  
**WIRELESS**

Apparatus and Parts.

Send 5 cents for our list.

**THE VIMY SUPPLY CO.**

567 COLLEGE ST.,

TORONTO

# They Know How!

ONE important reason for the accuracy and speed, which is making Corwin Mail Order Service famous, is that real radio men actually ship your order. Their *own* thoro knowledge of radio, combined with our up-to-date stock keeping system makes it possible

to send out your order within a few hours after we receive it,—and at the same time fill it correctly and ship it carefully. Send in your order for any item listed below, and expect the same courtesy, accuracy and speed that have delighted thousands of other amateurs.

## Universal-Coil Mounting Plugs.

Anyone can easily make smooth-running mountings with these plugs. No bending, no filing, they are made to fit exactly, in the first place. Suitable for Radisco and all hand wound coils. A few minutes work with these plugs will save you dollars that can be put into better apparatus!

Price 80 cents, postpaid

### VARIABLE CONDENSERS

A.R.CO. .001	\$6.25
A.R.CO. .0005	5.00
With No. 67 Dial add	1.00
Murdock 366	4.75
Murdock 367	4.75
Murdock 368	3.75
Clapp-Eastham 800	7.50
Clapp-Eastham 800A	9.50
Clapp-Eastham 800B	11.50
Complete with dial	
Shipping Weight One Pound.	

### GRID CONDENSERS

Radisco, postage 3c.	35c
----------------------	-----

### ANTENNA SWITCHES

Murdock, 3 pounds.	\$4.50
Clapp-Eastham, 10 pounds.	12.50

### OSCILLATION TRANSFORMERS

Murdock No. 424	\$5.00
5 lbs.	

### RADIO CRAFT PRODUCTS

Detector	\$15.00
Two step Amplifier	50.00
Detector and one step	45.00
Detector and two step	70.00
Postage paid.	

### "B" BATTERIES

Radisco No. 1 (2 lbs.)	\$1.50
Radisco No. 5 (5 lbs.)	2.65
Eveready Storage Battery	
prices on application.	

### TUSKA C.W. APPARATUS

181 Coil (2 lbs.)	\$7.50
182 Coil (2 lbs.)	10.00
183 Coil (3 lbs.)	12.50
170 Filt. (8 lbs.)	16.00

### AERIAL WIRE

7x22 tinned copper	
100 feet 2 lbs.	\$1.25
200 feet 4 lbs.	2.40
500 feet 8 lbs.	6.00

### AMPLIFYING TRANSFORMERS

A.R.Co. (1 lb.)	\$5.00
Federal (1 lb.)	7.50

### JACKS AND PLUGS

Federal Closed Circuit	\$0.85
Federal Open Circuit	.70
Federal Double Circuit	1.00
Federal Plug	2.00
Postpaid	

ALL RADISCO COILS and  
Wireless Press Books.

All orders for apparatus not listed as postpaid must be accompanied by postage charges.

### VACUUM TUBES

Electron Relays	\$6.00
VT Amplifier (1 lb.)	7.00
VT Extra hard for transmitting	7.50

### ROTARY SWITCHES

Clapp-Eastham No. 19	\$1.00
Clapp-Eastham No. 19A	.35
Our Own No. 1	.40
Our Own No. 2	.55
Postage	.05

### CORWIN DIALS

No. 68, 3"	\$0.75
No. 67, 3" with knob	1.30
No. 68, 3 3/4"	1.00
No. 69, 3 3/4" with knob	1.70
Postpaid	

### RECEIVERS

Murdock No. 55, 2000 ohm	\$4.50
Murdock No. 55, 3000 ohm	5.50
Brandes Superior	7.00
Baldwin C.	16.50
Baldwin E, improved	20.00
Brownlie new	12.00
Shipping weight, 2 pounds.	

### CONTACT POINTS

CP No. 1, Brass, dozen	.25c
P No. 4, Brass, dozen	.35c
CP No. 5, Nickel Plated	.45c
Postpaid.	

### VARIOMETERS

Radisco No. 1	\$7.00
Radisco No. 1D	8.50
3 pounds.	

### VARIO-COUPLER

New Radisco Moulded Vario-Coupler,—	
accurate to the .002 part of an inch,	
—only	\$7.50
3 pounds.	

### LOOSE COUPLERS

Clapp-Eastham Radion	\$14.00
Murdock 344	9.00
6 pounds.	

### GROUND OUTFIT

Consists of SPDT 500 Amp. Switch,	
25 feet No. 4 wire, clamp and	
cleats, prepaid	\$7.00

### VT. SOCKETS

Murdock	\$1.00
Radio Service, Double	2.50
Radio Service, Triple	3.50
Shipping Weight, 1 pound.	

Dept. D.4.,

4 West Park Street,

Newark, New Jersey

A. H. CORWIN & COMPANY


**YOUR SUPPLY HOUSE  
WITH YOU AND  
FOR YOU  
DON'T FAIL TO GET OUR  
CATALOGUE**

**YOU  
NEED OUR  
CATALOGUE**

**NOW READY**  
Send 10c for Our New Catalogue. This Amount Deducted on Your First Order. WE WILL SURPRISE YOU

**AERIAL  
WIRE**

**JUST ARRIVED—  
100,000 ft. No. 14  
H. D. Pure Solid  
Copper Aerial Wire,  
Limited Offer.  
Per 100 ft. . . . \$0.58  
Per 1000 ft. . . 5.50**



**R.T.S. Audion  
Detector  
Panel**

The R.T.S. Detector Panel has met with universal success. The quality of this instrument combined with the low price, is well appreciated by all who own one. Send for complete description and get our catalogue.

**R.T.S.—TYPE-2 DETECTOR PANEL AS SHOWN . . . \$11.25**

Complete, less tube and batteries

**Tested Minerals**

The R.T.S. Tested Galena and Silicon are the best TESTED MINERALS obtainable. Each R.T.S. Crystal is individually tested, and fully GUARANTEED. IF YOUR DEALER CANNOT SUPPLY YOU, ORDER DIRECT, AND SEND US HIS NAME.

**R.T.S. TESTED GALENA—  
In sealed Container . . . . . \$0.25  
R.T.S.—TESTED SILICON—  
In Sealed Container . . . . . 0.25**

**Special**

**R.T.S.—Hard Rubber Binding Posts..\$0.11 ea.  
R.T.S.—Small Nickle Plated Posts 1/2" High . . . . . .08 ea.  
R.T.S.—Bulk Galena—1 oz. Box—Per Oz. . . . . 0.25  
R.T.S.—Switch Points 1/4"x1/4" Heavy Nickle Plated Complete with Screws, Per Doz. . . . . .37  
R.T.S.—Variometers . . . . . 5.75 ea  
R.T.S.—Variocouplers . . . . . 7.25 ea**

**OUR CATALOGUE WILL SURPRISE YOU**


**RADIO TESTING STATION**

**Binghamton, N. Y.**

**Why the QRM?**

Use undamped wave transmission. Now made possible by the "MIDGET" Motor Generator unit, designed for that vacuum tube of yours.

A "MIDGET" Motor Generator unit installed on your radiophone eliminates cumbersome transformers and rectifiers. No induction hum. Constant voltage. Efficient operation. Self regulating. No starting device or field rheostat necessary. Mounted any place, back of panel, in cabinet, under table. Ample supplies three five watt vacuum tubes. Motor—Universal wound. Operates satisfactorily on A. C. or D. C. 110 or special 220 volts. Generator—Shunt wound. 15 watts capacity at 300 volts D. C. Dimensions—3 1/2"x4"x11 1/2." Net weight, 9 pounds. Shipping weight 15 pounds. Both machines mounted on common cast iron subbase, coupled together with flexible insulating coupling, allowing quiet operation and perfect alignment.



Can be supplied in voltages suitable for amplifier and detector service. Special voltages to order **\$42.35 f. o. b. Chicago** Can be shipped via Parcel post

**ONE DEALER SAYS:**

"For simplicity it is a Find. The design and workmanship is beyond doubt the finest we have seen on machines of this size. Using one Western Electric VT2 the fone was workable at about 25 miles and the CW was replied to with "QSA" and "QRK" by stations, some of which were 100 miles distant. So all in all the "MIDGET" is there with the goods, ship us another."

**RAY-DI-CO.**

2653D N. CLARK

(RAY-DEE-KO)  
Radio 9AG

CHICAGO

**WANTED  
Back Copy of "QST"  
Volume I, No. 11**

Write, stating price  
**Dr. Alfred N. Goldsmith**

RADIO CORPORATION OF AMERICA  
140th St. & Convent Ave., New York City

**Independent Radio Supply Co.  
Vacuum Tubes Our  
Specialty**

1426 S. Clifton Pk. Ave., Chicago, Ill.



# CO-OPERATIVE RADIO BUYING

This association organized to secure for the amateur SERVICE and SAVING on his radio purchases offers you the same opportunities now enjoyed by thousands of other experimenters. The association supplies the goods of practically every manufacturer of good equipment. If you want prompt shipments at membership savings send us your orders or send stamp for detailed information.

## C. W. INDUCTANCES

Type 181 Tuska assembled.....	\$7.50
Type 181 Knocked down.....	5.00
Type 182 Magnetic .....	10.00
Type 183 Tickler .....	12.50

## CHOKES

Acme 500 MA 1½ henry 1 coil .....	6.00
Acme 500 MA 1½ henry 2 coil .....	8.00
Acme 150 MA 1½ henry 1 coil .....	4.00
Acme 150 MA 1½ henry 2 coil .....	6.00

## GRID LEAKS (Phone)

Ward Leonard 5000 ohm .....	1.75
Ward Leonard 10,000 ohm .....	2.95

## POWER TUBES

General Electric 5 watt .....	
Pliotron 350 volt tubes .....	8.00

## METERS (Weston 301)

0-100 Milli-amperes .....	8.50
0-200 Milli-amperes .....	8.50
0-1 amperes hot wire .....	8.50
0-2 amperes hot wire .....	8.50
0-3 amperes hot wire .....	8.50

We can also supply General Radio, Jewell and other makes of meters of all types.

## AMPLIFYING TRANSFORMERS

General Radio unmounted .....	4.50
General Radio mounted .....	7.00
Clapp-Eastham unmounted .....	4.00
Acme "New" mounting .....	5.00

## VACUUM TUBES

Radiotron UV-200 Detector .....	5.00
Radiotron UV-201 Amplifier .....	6.50
Moorhead Electron Relay .....	6.00
Moorhead Amplifier .....	7.00

## REGENERATIVE RECEIVERS

Grebe CR-1 175-550 meters .....	\$90.00
Grebe CR-2 175-680 meters .....	51.00
Grebe CR-3 175-680 meters .....	65.00
Grebe CR-3a 175-380 meters .....	45.50
Grebe CR-5 175-3000 meters .....	80.00

## TELEPHONES

Brandes Superior new style.....	8.00
Baldwin "C" Mica Diaphragm.....	16.50
Baldwin "E" Super sensitive.....	20.00
Baldwin "F" light weight.....	21.00
Murdock #55 2000 ohm.....	4.50
Murdock #55 2000 ohm.....	5.50

## B BATTERIES

Cyclone 22½ volt small .....	1.25
Cyclone 22½ volt large .....	2.50
Eveready flash cells 4 volt .....	.30

## STORAGE BATTERIES



M-1 Endurance 35 ampere hour 6 volt filament special .....	10.50
M-2 Marko 6v 20-40 a. h. ....	14.60
M-3 Marko 6v 40-60 a. h. ....	18.00
M-4 Marko 6v 60 amp hour .....	17.10
M-5 Marko 6v 80 amp hour .....	21.60
(Also a full line of 4, 6, 8, 10, 12 volt batteries of all desirable capacities.)	

## ANTENNAE WIRE

7 Strand bronze per 100 feet.....	1.80
#14 solid copper wire per 100 ft .....	.75

*If it is the equipment for construction of an instrument of standard make, a receiver, radio-  
phone, or a complete instrument, that you want ; we have it if it is on the market. We  
supply the goods of any manufacturer whose goods are believed to be honest values.*


# MUTUAL PURCHASERS ASSOCIATION

Dept. Q,

2 Stone Street,

New York City

**MAIL ORDER  
"SERVICE"**



**WE SHIP SAME  
DAY ORDER IS  
RECEIVED**

Reg. U.S. Trade Mark.

Our large stock of all reliable makes of Radio apparatus enables us to make immediate Shipment of your orders..

**ANTENNA SWITCHES**

Murdock, 3 pounds.....\$4.50  
Clapp-Eastham, 10 pounds.....12.50

**AERIAL WIRE**

7x22 tinned copper  
100 feet 2 lbs.....\$1.25  
200 feet 4 lbs.....2.40  
500 feet 8 lbs.....6.00

**AMPLIFYING TRANSFORMERS**

A.R. Co. (1 lb.).....\$5.00  
Federal (1lb).....7.50

**"B" BATTERIES**

Radisco No. 1 (2 lbs.).....\$1.50  
Radisco No. 5 (5 lbs.).....2.65  
Eveready Storage Battery  
prices on application

**CONDENSERS TRANSMITTING. (Dubilier)**

No. D-100 250 W. 10,000 V. .007 MF.....\$19.00  
No. D-101 500 W. 14,000 V. .007 MF.....30.00  
No. D-102 1000 W. 21,000 V. .007 MF... 45.00

**CONDENSERS (Low voltage)**

No. ES-355 1MF 500 Volts.....\$1.25  
No. ES-356 2 MF 500 Volts.....1.25  
No. 21AA Western Elec. 1000 Volts A.C. 2.50

**CONTACT POINTS**

CP No. 1, Brass, dozen.....25c  
CP No. 4, Brass, dozen.....35c  
CP No. 5, Nickel Plated.....45c  
Postpaid

**CORWIN DIALS**

No. 66, 3".....\$0.75  
No. 67, 3" with knob.....1.30  
No. 68, 3 1/2".....1.00  
No. 69, 3 1/2" with knob.....1.70  
Postpaid

**GRID CONDENSERS**

Radisco, Postage 3c.....35c

**GROUND OUTFIT**

Consists of SPDT 500 AMP Switch, 25 feet No. 4 wire, clamp and cleats prepaid.....\$7.00

**JACKS AND PLUGS**

Federal Closed Circuit.....\$0.85  
Federal Open Circuit......70  
Federal Double Circuit.....1.00  
Federal Plug.....2.00  
Postpaid

**LOOSE COUPLERS**

Clapp-Eastham Radion.....\$14.00  
Murdock 344.....9.00  
6 pounds.

**OSCILLATION TRANSFORMERS**

Radisco No. 5.....\$15.50  
Via. Express collect only

**ROTARY SWITCHES**

Clapp-Eastham No. 19.....\$1.00  
Clapp-Eastham No. 19A......35  
Our Own No 1......40  
Our Own No. 2......55  
Postage......05

**REGENERATIVE RECEIVERS**

No. CR-1 Grebe 175-680 Meters.....\$90.00  
No. CR-2 Grebe 175-680 Meters..... 51.00  
No. CR-3 Grebe "Relay Special" 175-680 Meters..... 65.00  
No. CR-3A Grebe With tube control, 175-375 Meters..... 45.50  
No. CR-5 Grebe's "Super-Special" 175-3,000 meters, tube control, self-contained. Complete receiving set. Just out..... 80.00

**RECEIVERS**

Murdock No. 55, 2000 ohm.....\$4.50  
Murdock No. 55, 3000 ohm..... 5.50  
Brandes Superior..... 7.00  
Baldwin C.....16.50  
Baldwin E., improved.....20.00  
Brownlie new.....12.00  
Shipping weight, 2 pounds

**RADIO CRAFTS PRODUCTS**

Detector.....\$15.00  
Two step Amplifier..... 50.00  
Detector and one step..... 45.00  
Detector and two step..... 70.00  
Postage Paid

Regen. Receiver, 150-600 M.....\$60.00  
Regen. Receiver, long wave type.....145.00

**TUSKA C.W. APPARATUS**

181 Coil (2 lbs).....\$7.50  
182 Coil (2 lbs).....10.00  
183 Coil (3 lbs).....12.50  
170 Filt. (8 lbs).....16.00

**VACUUM TUBES**

No. UV-200 Radiotron, detector.....\$5.00  
NO. UV-201 Radiotron, amplifier..... 6.50  
UV 202 Radiotron, 5W. power..... 8.00  
UV 203 Radiotron, 50W. power.....30.00  
UV 204 Radiotron 250W. power.....110.00

**VARIABLE CONDENSERS**

A.R.CO. .001.....\$6.25  
A.R.CO. .0005..... 5.00  
With No. 67 Dial add..... 1.00  
Murdock 366.....4.75  
Murdock 367.....4.75  
Murdock 368.....3.75  
Clapp-Eastham 800.....7.50  
Clapp-Eastham 800A.....9.50  
Clapp-Eastham 800B.....11.50  
Complete with dial  
Shipping Weight One Pound

**VARIOMETERS**

Radisco No. 1.....\$7.50  
Radisco No. 1D.....8.75  
3 pounds

**VARIO-COUPLER**

Radisco No. 2.....\$8.50  
Radisco No. 2D.....9.50  
3 pounds

**Philadelphia School of Wireless Telegraphy**

10th Floor, Parkway Building, Broad Street, Near Arch, Philadelphia



In addition to the manufacturer's guarantee every piece of apparatus bearing our trade mark has passed our own laboratory inspection, and must operate satisfactorily under **normal** amateur conditions.

### *Big Business Needs Radio*

Special attention is invited to the fact that while no order is too small to merit our most careful consideration neither is any order too large for us to fill promptly and efficiently.

PW has recently furnished the apparatus for one of the largest amateur stations in the Eastern U. S. for an important business house and are now working on two other installations for business houses which appreciate the advantages of Radio over ordinary means of communication.

Men in Our Sales force are all Technicians and are in a position to give the best possible advice on your radio problems.

---

## Philadelphia School of Wireless Telegraphy

Parkway Bldg.

Broad St., Near Arch,

Phila. Penna.

# SPECIAL OFFERS

These prices effective until April 15th.

Perfection Tubular Tron Panels and Parts.....	\$5.95
Clapp-Eastham 43 plate condensers in metal cases.....	4.95
Goose-neck bakelite VT sockets.....	1.75
Murdock #367 Variable condensers.....	3.95
Murdock #368 Variable (interior only).....	2.95
DeForest Honeycomb or Duo-Lateral Coils (fully mounted— Sizes 25 to 500).....	20% discount
DeForest D101 Galena Detector.....	\$1.95
DeForest CV500 Variable Condenser—(complete).....	4.95
LC-100—Triple Coil Gear Mount.....	7.25
UD-100—Unit Panel Galena Detectors.....	3.45
S-200—Anti-Capacity Switch—4 pole.....	8.15
U-200—“A” battery Switch and Telephone Jack on standard Unit Panel.....	2.65
Amrad Induction Coil and ¼ K.W. Quenched Gap Combination Value.....	\$47.75      Now..... 35.75

(Include Postage Charges When Ordering)

(Send 4c. in stamps for our 55 page catalog.)

## KARLOWA RADIO COMPANY

611 BEST BLDG., Main Office,

ROCK ISLAND, ILL.

# MAGNET WIRE

We are prepared to furnish best grade magnet wire on ¼ and ½ lb. spools at the following prices.

## PRICE PER ¼ LB. SPOOL

Size B & S Ga.	Single Cotton	Double Cotton	Single Silk	Enameled
No. 22	\$0.56	\$0.68	\$0.62	\$0.45
No. 24	.60	.77	.67	.47
No. 26	.65	.88	.71	.49
No. 28	.75	1.10	.85	.52
No. 30	.85	1.24	.97	.53
No. 32			1.15	.55
No. 34			1.52	.59
No. 36			1.77	.69

Price of ½ lb. spools double above list.

All prices are net and include cost of spool and delivery charges via Parcel Post to any Post Office address in the United States; safe delivery guaranteed.

Send for Circular 21-A giving prices on other sizes, insulations and quantities of Magnet Wire. This circular lists “WIRE FOR EVERY WIRELESS PURPOSE”.

## KEYSTONE WIRE CO.

P. O. BOX 120,

SCRANTON, PA.

# A Full Line of Radio Apparatus

We have everything you need. Below are a few items from our large stock. Watch this space for a complete stock list.


Ribbon Brass	.....	\$0.07 ft.
Radiation Meters		
General Radio 100 M.A.....		\$9.00 ea
250 and 500 M.A.....		7.75
1, 2½, 3, and 5 Amp.....		7.75
Spark Gaps and Rotors		
Thordarson Rotors.....		5.00
Signal Rotors with fixed Electrodes		
½ KW.....		4.50
Signal Rotors with fixed Electrodes		
1 KW.....		4.75
Clapp-Eastham Gap #Y741.....		50.00
Signal R8-1 KW.....		24.00
Pioneer Synchronous.....		65.00
Transformers, Transmitting		
Acme and Thordarson—All sizes and types		
Tuners		
DeForest Signal Corps unmounted..		4.00
Zenith Regenerator.....		65.00
Clapp-Eastham ZRF.....		38.00
Clapp-Eastham Vario-Coupler.....		8.50
Signal R32 Coupler.....		14.40
Variometers		
Clapp-Eastham with Dial.....		6.50
Less Dial.....		5.75
Lattice Wound with Dial.....		7.50
Less Dial.....		6.20
Wavemeters		
DeForest SW100.....		60.00
Amrad Type D.....		8.50
The above prices are F.O.B. St. Paul.		

## PIONEER ELECTRIC CO.

137 East Fifth St.,

St. Paul, Minn.

# Important Reductions in Prices of Thordarson Apparatus



TYPE "RS"  
TRANSFORMER

## *Type "RS"* *Transformers*


A non-resonant transformer with a lower secondary potential designed to give you the highest possible power factor.

1 KVA 15000 VOLTS.....	\$30.00
1/2 KVA 10000 VOLTS.....	20.00
1/4 KVA 8000 VOLTS.....	15.00

## *Type "R"* *Transformers*

The famous resonant transformer affording the highest practical voltages.

1 KVA 25000 VOLTS.....	\$40.00
3/4 KVA 10000 VOLTS.....	28.00
1/2 KVA 10000 VOLTS.....	22.00



TYPE "R"  
TRANSFORMER

## *Other Thordarson Equipment*

POWER CONDENSER (.0018-.009 MF).....	\$25.00
OSCILLATION TRANSFORMER .....	10.00
R8 ROTOR (8 TOOTH).....	5.00
R16 ROTOR (16 TOOTH).....	5.00
R12 ROTOR (12 TOOTH).....	3.00

(Specify diameter of motor shaft when ordering rotors.)


A POSTAL BRINGS OUR CIRCULAR TO YOU.

## Thordarson Electric Manufacturing Co.

517 S. JEFFERSON ST.,

CHICAGO, ILL.

**DX-52 RADIATES**



**RELAY DX-52 OSCILLATION TRANSFORMER**

For a BETTER RELAY regenerative set you can't go

- DX-1 & DX-2 Grid and Plate Variometers .... \$8.00
- DX-6 Variometer on panel ..... 12.00
- DX-8 Audion control panel ..... 10.00
- DX-10 Audio control Cabinet ..... 14.00

- DX-4 Regenerative set (unwired) on Formica or Bakelite panel ..... \$35.00
- DX-5 Regenerative set (unwired) with panel and cabinet complete ..... 40.00

Get the HABIT of expecting QUALITY AND SERVICE; We give it.

**THE AMERICAN RADIO SALES AND SERVICE COMPANY**

Great American Bldg., Mansfield, Ohio.

Testing Station ..... 8ZR

DEALERS WRITE FOR ATTRACTIVE CONTRACTS


**RELAY APPARATUS WITH A CHARACTER**

QRV? for the summer static? Will that set that got thru this winter WORK THRU the summer barrage?

We suggest and offer DX-52 Oscillation Transformer knowing that it is unexcelled in the amateur relay world. It is a tonic to your set.

Specifications: Bakelite insulation thruout, 100% conductivity—heavy ribbon 2 3/4" wide on both primary and secondary, coupling easily and quickly varied while transmitting allowing a great saving of time in calling. HEAVY CLIPS, sturdy construction, a PRICE THAT'S RIGHT. Thoroughly tested during 8ZR's transmission to 6EJ, 6AK and 7ZJ. Decide right now to put the DX-52 BOMB under your transmitter.

- Price ..... \$25.00
- wrong on the following combinations:
- DX-3 Short Wave (200-600 meters) coupler .. \$6.50
- DX-7 Above coupler on panel ..... 11.00
- DX-9 Amplifier unit panel ..... 15.00
- DX-11 Unit amplifier in cabinet ..... 19.00




**THE RADIO ELECTRIC COMPANY  
AUDION CONTROL**

- Detector Panel ..... \$9.50
- Amplifier Panel ..... \$13.50

Send for circular describing our audion apparatus.

**THE RADIO ELECTRIC COMPANY**  
3807 Fifth Ave., S. Pittsburgh, Pa.



**LONG DISTANCE**

SHORT WAVE RECEPTORS, EQUIPPED WITH OUR NEW TUNING UNITS. MFD' AND SOLD BY US EXCLUSIVELY. LOWEST PRICES—HIGHEST EFFICIENCY. WRITE FOR FREE LITERATURE.


**MIGNON SYSTEM MFG. COMPANY**

Buffalo, N. Y., U. S. A.

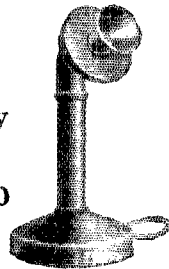
# You Have Been Looking For A Really Good Microphone

FOR YOUR RADIOPHONE

Here It Is.—Built For Your EVERY PURPOSE AND  
It Will GIVE You RESULTS That Will SATISFY




**No. 260-W**  
**Hand Microphone**  
A handsome and very  
practical instrument.  
**Price - - \$7.00**  
Shipping weight 2 lbs.

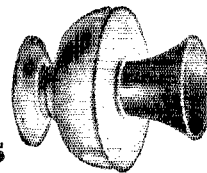


**No. 261-W**  
**Desk Microphone**  
An excellent instru-  
ment for desk use.  
**Price - - \$6.50**  
Shipping weight 8 lbs.

The 260-W and 261-W are fitted with 6' cords.  
Fitted with No. 1428-W plug, \$2.00 extra.



**No. 262-W**  
For panel  
mounting.  
Adjustable  
pony arm.  
**Price - - \$5.25**  
Shipping weight 2 lbs.



**No. 263-W**  
For panel  
mounting.  
Full nickel  
plated.  
**Price - - \$5.25**  
Shipping weight 2 lbs.

The 262-W and 263-W are fitted with connecting cords.

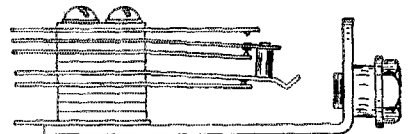
## Automatic Filament Control Circuit

(PAT APPL'D FOR)

USING FILAMENT CONTROL JACKS  
A REAL STEP IN ADVANCE



**No. 1435-W**  
**PRICE - - \$1.20 Each**



**No. 1438-W**  
**PRICE - - \$1.50 Each**

Ask your dealer for them—if he does not have them tell us his name or write direct.


## FEDERAL TELEPHONE AND TELEGRAPH CO.

BUFFALO, N. Y.

*"Federal" Radio Accessories Are The Standard*


# SPECIAL!

**T**HIS month we offer a bargain that will enable every amateur to possess a splendid regenerative receiver. We have on hand a limited supply of our famous Radio Shop Short Wave Regenerative Receivers which have become known from coast to coast for their excellent construction and superior performance. The illustrations show the efficient and business-like appearance of these sets, and their operation is as satisfactory as their "looks." The variometers and vario-coupler were illustrated and described in our advertisement on page 113 of QST for February—we know that these parts are as good as they can be made.



Licensed under Armstrong Patent No. 1,113,149

To close out a lot of fifty of these sets we announce a very special price of \$35.00 each. First come, first served—orders filled in rotation. Fully guaranteed—money back if not fully satisfied.



Inside view showing Variometers and Vario-Coupler

This is the biggest bargain the amateur radio world has seen in a long while. Don't let this chance get by you to obtain a REAL regenerator at half the customary price for such equipment.

Write for interesting bulletins on other Radio Shop Products. They're free.

**THE RADIO SHOP**

(Dept. Q,)

San Jose, Calif.

**YOU CAN NOW BUY THIS REMARKABLE BOOK**

THE  
**Alexanderson System**  
FOR  
**Radio Telegraph and Radio Telephone Transmission**

By Elmer E. Bucher

10 3/4 x 8 1/4, 56 pages, 38 illustrations and diagrams. Bound in heavy antique paper cover. Originally Intended for Private Distribution—the requests for copies became so insistent that consent was finally given for a public sale. The only complete description of this famous system as installed in the New Brunswick station is in this book.

Here, for the first time, you get the details of the invention that revolutionized trans-Atlantic wireless transmission—the one producing such a wonderfully clear note that foreign governments sent their experts to investigate and who, on the reports of those experts, ordered the alternator for their own stations.

**SPECIAL INTRODUCTORY OFFER**

Price of Book alone, \$1.25, postpaid. With Wireless Age, one year, \$3.25.

Regular Price \$3.75.

(Postage Outside U. S. 50 Cents Extra)

**THIS BOOK**

**Is Now Ready to Mail**

Order from your dealer or direct from us.

**ORDER TODAY**

The first edition is limited  
Orders filled as received.

DEALERS:—Place Your Order at Once

**WIRELESS PRESS**

Incorporated

326-28 Broadway,

NEW YORK

**"There's Music in the Air!"**

Do you have trouble getting it? Write us details on your RECEPTION PROBLEMS and we will gladly help you out of your difficulties.

BALDWIN LOUD SPEAKER UNITS. Type C \$8.50  
Type E, \$10.00. Just attach them to a horn and let that quartette fill the room.

DOOLITTLE AMPLIFONE .....	\$20.00
FEDERAL AMP. TRANS. ....	7.50
RADIOTRON U. V. 200 .....	5.00
RADIOTRON U. V. 201 Amplifier .....	6.50
V. T. Control Panel .....	6.00
TURNEY SPIDER WEB TUNER .....	6.00

Send Stamp for our latest bulletin.

**RADIO SUPPLY SERVICE**

SPECIALISTS IN RECEPTION APPARATUS

46 Clinton Place, Mt. Vernon, N. Y.

**R T A STATIONS**

2AAQ, 2ALB, 2CU, 2JG, 2NV, 2SB,  
2ABA, 2AOK, 2CX, 2JO, 2OM, 2TA,  
2AEW, 2ASM (DA), 2JU, 2OV, 2TT,  
2AFB, 2ASY, 2DO, 2KD, 2QA, 2TZ,  
2AGT, 2AVS, 2EC, 2KL, 2QN, 2UD,  
2AHB, 2BD, 2EM, 2KU, 2QR, 2WE,  
2AHZ, 2CR, 2GA, 2MB, 2RK, 2WM,  
2AKF, 2CS, 2HK, 2MM, 2RM, 2WU,  
2AKS, 2CT, 2HN, 2NB, 2SA, 2ZD.


**Radio Traffic Association**

Brooklyn,

N. Y.




# THE SET THAT MADE THE TRANSCONS POSSIBLE



"Z-NITH"  
REGENERATOR.

"Z-NITH"  
AMPLIFIGON.  
Type AGN-3.



Used by 9ZN throughout the record-breaking transcons in copying 1AW, 2RK, 5ZA, 6JD, 6ZH, 7CC, linking the Atlantic and Pacific.

Equip your set to do the same. Our new bulletin F-21, out March 1st, tells all about these sets as well as the new Z-Nith Multiceiver and many other novel features. If your name is not on our mailing list, write us.


*The*  
**CHICAGO RADIO LABORATORY**

6433 RAVENSWOOD AVENUE  
5525 Sheridan Road—(Station 9ZN)  
CHICAGO, ILL.



# Clear as a Bell

## The New Bell Rotary Quenched Spark Gap




\$55, F.O.B. Indianapolis  
See description in last QST.

THE FOLLOWING DEALERS can make prompt shipment of The Bell Gap:

Continental Radio & Elec. Corp., 6 Warren St., New York  
Manhattan Electrical Supply Co., 1106 Pine St., St. Louis  
The Newman-Stern Co., 1874 E. 6th St., Cleveland, Ohio  
Philadelphia School of Wireless Telegraphy, Parkway Bldg.  
Broad & Cherry Streets, Philadelphia, Pennsylvania  
F. D. Pitts Co., 12 Park Square, Boston, Mass.  
Quaker Light Supply Co., 728 Arch St., Philadelphia, Pa.  
Radio Distributing Co., 4 W. Park St., Newark, N. J.  
Radioelectric Shop, 919 Huron Road, Cleveland, Ohio  
The Radio Electric Co., 3907 Fifth Ave., Pittsburgh, Pa.  
Ravenswood Radio Co., 2044 Waveland Ave., Chicago, Ill.  
H. J. Sackett Electric Co., 256 Pearl St., Buffalo, N. Y.  
Shotton Radio Mfg. Co., 8 Market St., Albany, N. Y.  
Shotton Radio Mfg. Co., Connell Bldg., Scranton, Penna.  
C. D. Tuska Co., Hartford, Connecticut  
William W. Harper, 334 E. 4th St., Ottumwa, Iowa

The Electric Machine Co., - - Indianapolis, Ind.



## MARVELOUS! - "MIDGET"

The 20th Century Invention of a Wizard-Genius.


Are you a skeptic? You need not be. We are selling apparatus every day. This is not a one-horse company, but a \$50,000.00 corporation. The "MIDGET" is a regenerative receiver, tuning 100 to 3000 meters!! And the price—O, Boy! It's in our new catalogue.

APPARATUS THAT IS WORTH WHILE  
Wake up, gentlemen—We are on the map

**Detroit Radio Laboratories, Inc.**

3661 Gratiot Ave.,

Detroit, Mich.



## Skinderviken Transmitter Button *J. Skinderviken*

Patented in U.S.A. and Foreign Countries.

Pressure and Sound Waves reproduced electrically forms the basis for the most interesting study in speech and sound transmission.

Scientists and experimenters recognize the Skinderviken Transmitter Button as the peer of adaptability and sensibility, consuming a minimum current. Maximum carrying capacity, 1 1/2 ampere each Button, several can be placed in multiple when high amperage is desired. Among its thousands of adaptations are: Deaf-a-phones, Mechanical and Medical Stethoscopes, Detectiphones, Burglar Alarms, Loud Talking Devices, Wireless Telephone Transmitters, Howler Sets, Transmission of Music, Wireless Amplifiers, etc.

Sent Postpaid insured \$1.00 with free illustrated circular and price list. Trade discount in quantities.

**J. SKINDERVIKEN, Inventor and Sole Manufacturer**

154 W. Randolph St.,  
CITY SALES HANDLED BY MONARCH STATIONERY CO.,

MAIL ORDERS ONLY.

Chicago, Ill.  
128 N. LA SALLE ST., CHICAGO, ILL.

# "Shramco Oscillation-Transformer"

We offer this specially designed O-T of correct dimensions for amateur wave-lengths. Constructed of the highest grade material throughout.

## SPECIFICATIONS

**PRIMARY:** 4 turns heavy 1" Copper Ribbon mounted on Formica strips.

**SECONDARY:** 8 turns heavy 1" Copper Ribbon mounted on Formica strips.


**BASE AND UPRIGHTS:** Hard wood, mahogany finish. Both Coils movable. Fully guaranteed.

**Cat. No. 60—SHRAMCO O-T, with 4 SHRAMCO Shielded O-T Clips.....\$10.00**

**Cat. No. 60—SHRAMCO O-T, without clips..... 9.00**

**Cat. No. 61—SHRAMCO Shielded O-T Clip..... .30**

Shipping weight 10 lbs. Postage extra.



"Licensed Under Marsh Patent No. 811859."

# "Shramco Reo"

Panel type rheostat of the best material obtainable. Resistance element "NICHROME" mounted on electrical asbestos block. All metal parts brass. Spring phosphor bronze blade. Even regulation and smooth operation. Fully guaranteed. Base 3" dia. Overall height 2½". Shipping weight 1 lb. Postage extra.

**Cat. No. 90—"SHRAMCO REO"—Resistance 6 ohms.....\$2.00 each**

Special resistances made to order.

Send 5c in stamps for Catalog K.

## Shotton Radio Manufacturing Company

P. O. Box 3, SCRANTON, PA.

# QST to ALL SUNKIST AMATEURS.

After an extended tour of the principal radio factories, I have selected the following lines as being worth your gold and my time. My stock is not yet complete, but I would be pleased to receive your orders for any of them.

ACME  
AMRAD  
AUDIOTRON  
BALDWIN  
BENWOOD  
CLAPP-EASTHAM  
CONNECTICUT  
DE FOREST  
DOOLITTLE  
ELECTROSE  
EVEREADY  
EXIDE  
GREBE

KENNEDY  
MAGNAVOX  
MESCO  
MOORHEAD  
MURDOCK  
NATROMETER  
OMNIGRAPH  
PACENT  
PACIFIC RADIO  
PARADEX  
PARAGON  
PARKIN  
RADIO CRAFT  
RADIO SHOP

RADIOTRON  
RADISCO  
RAVENSWOOD  
RAY-DI-CO  
STANDARD BATTERY  
SUPER-RADIO  
THORDARSON  
TURNERY  
TUSKA  
WESTON  
WESRAD  
WIMCO  
Z-NITH

**PAUL F. JOHNSON**


2940 Maiden Lane,

Radio 6ABA

Altadena, Calif.

## Save Your Lost Energy

P  
R  
I  
C  
E



1  
4  
.  
5  
0

T & H Oscillation Transformer  
Electrically and Mechanically  
Right.

Made with 1¼ or 3 in. ribbon  
on primary.

Ask your dealer for literature or send  
direct to

**T & H RADIO COMPANY**  
ANTHONY, KANSAS

Catalog on Request

**R  
KLAUS  
D  
I  
O**

This month—

1-6 H.P. 110 volt Motors for Rotary Gaps  
complete with Cord and Detachable Plug.

PRICE - - \$17.50

Choke Coils (.8 Henry)..... \$3.65  
Modulation Transformers..... 4.40  
Amplifying Transformers..... 3.90

Dealers

Schools

Clubs

Amateurs



Send for

our Lists.

**KLAUS RADIO CO.**  
**EUREKA ILL.**

# The ESCO Regenerative Set

*A Wonderful Success*

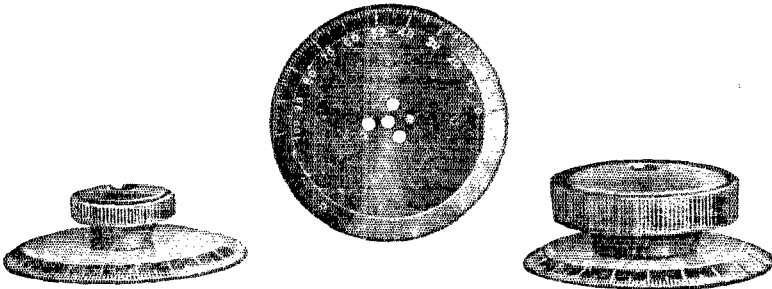


We again wish to call to the attention of the amateurs the ESCO regenerative receiver. Responses from our first announcement of this set have overwhelmed as well as gratified us. They serve only to convince us the more that we have the most phenomenal success ever attained in regenerative instruments. Orders upon orders for this outfit have piled up and have just as quickly been filled. We have built a large number of these sets in anticipation of just such a rush and are prepared to ship your order upon the day it is received. Price of the set is \$50.00 f.o.b. Columbus, Ohio or Philadelphia, Pa. Shipping weight is 11 pounds.

Because of the demand by many amateurs who wish to build their own equipment we have decided to market the variometers and couplers as used in the ESCO set separately. The variometer as shown above complete with dial will sell for \$9.50. Without the dial the price will be \$8.50. The vario-coupler which is practically the same as the variometer with the exception that the primary is tapped is priced at \$10.00 complete with dial. Without the dial the price will be \$9.00. Shipping weight on either instrument is 2 pounds. Order direct from us or through your nearest dealer.

DEALERS WRITE FOR OUR PROPOSITION

## ESCO DIALS--PLUGS AND JACKS



Our dials are of black polished condensite and are 3 inches in diameter with beveled edges. Dials are  $\frac{3}{8}$  of an inch thick and are graduated from zero to 100. Graduations are filled with a brilliant white compound which will not crack or flake.

PLAIN DIAL	.....	\$0.80
DIAL WITH SMALL KNOB	.....	1.10
DIAL WITH LARGE KNOB	.....	1.50

Shipping weight on any of above 3 ounces.



The cut alongside illustrates a plug and jack which have been on the market for only a short time but have already acquired an enviable following. With their use many practical connections can be effected. Phone and amplifier connections are quickly made in multi-stage circuit. The upper and lower contacts complete a single circuit thru the phones when removal of the plug automatically connects the amplifying transformer. Jack and plug are nickel-plated and very attractive in appearance.



PLUG ONLY	.....	\$0.75
JACK ONLY	.....	.85
PLUG AND JACK COMPLETE	.....	1.50

Shipping weight 4 ounces


Send 15c. for our large illustrated catalogue with supplement. This amount will be refunded on your first order for \$1.50 or over. High printing costs make free distribution impossible.

## The Electrical Specialty Company

Dept. R, 48-50 So. Front St.  
COLUMBUS, OHIO

Dept. R, 20 N. 9th St.  
PHILADELPHIA, PA.

## THE TURNEY SPIDER-WEB REGENERATIVE UNIT



(Patent Pending.) Cut shows front of case removed. Overall size,  $4\frac{1}{2} \times 5 \times 1\frac{3}{4}$  inches.

**PRICE NOW \$8.00**

This new form of coupling is simple, effective and capable of very fine adjustment. The doors which carry the two movable coils are hung with a carefully thought out constant friction arrangement which is not effected by atmospheric conditions and will stay exactly where placed. With two condensers, .0005 m.L., this set will respond to wave lengths from 180 to 400 meters and give results such as you have not had before.

PACIFIC COAST AGENTS | SAN JOSE  
HERROLD LABORATORIES | CALIFORNIA

## WHAT WE CLAIM—

### FIRST

Practically no magnetic leakage, which means more mutual inductance and stronger signals.

### SECOND

Less distributed capacity than any form of lattice winding which means finer tuning.

### THIRD

Occupies much less space than any other form of winding.

### FOURTH

It is the best \$8.00 worth of Radio you ever saw.

Ask your dealer to show you one or send us \$8.00 plus postage. We will ship it same day order is received.

Our files contain many letters stating that this little set surpasses in efficiency anything now on the market regardless of price. What more can you ask.

**EUGENE T. TURNEY LABORATORIES**  
Radio Hill, Holmes, New York

## ACE SAVE TIME ACE E AND MONEY E

by forwarding your mail orders to us.

Our central location makes it possible for you to do so.

Amplifying Transformer . . . . .	\$5.00	Baldwin Navy Type Receiver. . . . .	\$16.50
Bamboo Spreader, 12 ft. . . . .	2.25	Brandes Superior Receiver . . . . .	8.00
Electrose Insulator, 10 in. . . . .	.75	Murdock Receivers, 5,000 ohms . . . . .	4.50 and 5.50
Electrose Insulator Ball . . . . .	.35	Marko Storage Batteries, 6 V., 40 A . . . . .	16.25
Lightning Switch. . . . .	4.50	Marko Storage Batteries, 4 V., 40 A . . . . .	10.75
Antenna Switch. . . . .	4.50	E. R. Det. Tube Amplifier Tube . . . . .	6.00
B. Batteries, 22½ V., 1,200-hour capacity . . . . .	3.50	Transmitter Tube Radiotron Det. Tube . . . . .	7.00
B. Batteries, 4½ V., 200-hour capacity . . . . .	.40	Ace V. T. Socket with Grid Leak . . . . .	5.00
Variable Condenser Conn. .001 . . . . .	6.50	Wixico Coil Mounting Table . . . . .	8.00
Variable Condenser C. E. Bal. .001 . . . . .	9.50	Wixico Coil Mounting Panel . . . . .	6.00
Variable Condenser Murdock .001 . . . . .	4.75		

Mail orders receive prompt attention. Send 3c. stamps for catalogue.

**THE PRECISION EQUIPMENT CO.**

Dept. D., 2437-2439 Gilbert Ave., Cincinnati, O.

"You May Pay More But You Can't Buy Better"

Why try to "read 'em and weep"? Use a K-52 short wave set, and weep no more. We also carry a complete line of parts for short wave sets.

J.J.N. Variometer . . . . . \$4.50

J.J.N. Vario-coupler . . . . . 5.00

EMCO Variometer . . . . . 7.00

K.R. EMCO Vario-coupler 6.50

Send for Catalogue "Q 15"

**DAVID KILLOCH COMPANY**


57 Murray Street

New York City, N. Y.


# Tuska Variometer

PATENT PENDING

## Moulded Throughout



Type 200—with knob and dial  
Price - - \$7.25



Type 201  
Price - - \$6.25

## FACTS

### ELECTRICAL

Lowest losses — Highest inductance. No capacity losses thru the use of shellac. Best Insulation of any Variometer ever built. Perfect connections. No loose leads. The peerless variometer.

### MECHANICAL

Moulded Composition throughout. NO WOOD. No possibility of shrinking or warping. Minimum separation between stator and rotor coils. Moulded stator windings; will never come out.

### Special Introductory Offer:

Tuska Variometer Sent Postpaid During Month of March.

Send 5c for C.W. and Variometer Booklets.

### These Dealers Carry TUSKA "C.W." ACCESSORIES In Stock.

ATLANTIC RADIO COMPANY, Inc.,

GEO. S. SAUNDERS & COMPANY,

F. D. PITTS COMPANY,

LEO J. MEYBERG COMPANY,

CAESAR KLAUS,

DETROIT ELECTRIC CO.,

PHILADELPHIA SCHOOL OF WIRELESS TELEGRAPHY,

DOUBLEDAY-HILL ELECTRIC COMPANY,

A. H. CORWIN & COMPANY,

AMERICAN ELECTRO TECHNICAL APPLIANCE COMPANY,

CONTINENTAL RADIO AND ELECTRIC CORP.,

MANHATTAN ELECTRICAL SUPPLY CO., Inc.

THE LINZE ELECTRIC CO.,

88 Broad St., Boston, Mass.

11 Devonshire St., Boston, Mass.

12 Park Square, Boston, Mass.

428 Market St., San Francisco, Calif.

Eureka, Ill.

56 Shelby St., Detroit, Mich.

Parkway Bldg., Brook and Cherry Sts., Philadelphia, Pa.

719 Liberty Ave., Pittsburgh, Pa.

4 West Park St., Newark, N. J.

235 Fulton St., New York, N. Y.

6 Warren St., New York, N. Y.

New York, Chicago, St. Louis

1129 Olive St., St. Louis, Mo.

**THE C. D. TUSKA CO.,**

**HARTFORD, CONN.**

ALWAYS MENTION QST WHEN WRITING TO ADVERTISERS

## Announcing the latest Audion Control Cabinet "The KO-RAD"

Quantity production enables us to offer the "Ko-Rad" Control Cabinet at only \$10.00.

This instrument incorporates features that are not excelled by any at treble our price.

Orders now being booked for February 15th delivery.


Oak cabinet "Early English" finish, size 5" x 5 1/4" x 4" deep. Genuine grained finish bakelite panel.

Shipping weight 5 lbs.

Standard VT socket, Paragon Rheostat, and fixed grid condenser, all back mounted on the drawer type panel, making the interior quickly accessible for inspection.

Variable grid leak, and hard rubber binding posts. Presenting an appearance that any station may well be proud of.

Place your order early. If your dealer can not supply you, order direct from this advertisement.



Complete ready to hook up, only  
**\$10.00**  
without bulb or batteries.

## JOHN R. KOCH


Manufacturer and Distributor  
Radio Apparatus and Supplies.  
200 Capitol St.,

Charleston,

West Virginia

## 10c. Charges Your Battery AT HOME WITH AN F-F Battery Booster

and your station will never be closed because of a discharged battery.



Is it not gratifying to feel that your filament battery will always be ready when you want it and that you will never have to give up in disgust when working a distant station?

F-F Battery Boosters are automatic and operate unattended. Screw plug in lamp socket, snap clips on battery terminals and see the gravity come up.

The ammeter shows you just the amount of current flowing. The full wave of current is rectified thru adjustable carbon electrodes which maintain a constant efficiency and last for thousands of hours. Everything complete on one compact, self-contained unit.

The F-F Booster is a Magnetic Rectifier for 105-125 Volt 60 Cycle Alternating Current.  
Bantam Type 6 charges 6V. Batt. at 6 Amps. \$15  
Type 16 charges 6V. Battery at 8 Amps... 24  
Type 166 charges 6V. Battery at 12 Amps... 32


Also Boosters for 12 Volt Batteries  
Shipping weight 10, 12 and 15 lbs.

Order from your dealer or send check for prompt Express Shipment. If via P. Post have remittance include Postage and Insurance Charges. Will also Ship C. O. D. Also F-F Battery Boosters for charging batteries from Farm Lighting Plants, Direct Current Circuits and D.C. Generators. For Group Charging use the Full Wave Automatic F-F Rotary Rectifiers of 100 Volt, 36 cell capacity.

Order now or write to-day for descriptive Bulletin No. 31

**The France Mfg. Co. CLEVELAND, OHIO**  
Office & Works

## VARIABLE STANDARD VT BATTERY—No. 7650\*



(Pat. Applied for)

Manufacturers of modern vacuum tubes recommend this type of plate battery. It is the only plate battery on the market affording convenient variation by one cell at a time. Use the "STANDARD VT BATTERY"—made by people who know how, when and why plate batteries are used.

### RICHTER-SCHOTTLER CO.

293 CHURCH STREET, NEW YORK, N. Y.  
PACENT ELECTRIC CO., Inc.  
150 NASSAU STREET, NEW YORK, N. Y.



3 \$1  
for 1

# PROTECT YOUR VACUUM TUBES INDEFINITELY!



## An Insurance Policy For Your Entire Set

A few cents invested in the Radeco Safety Fuse means the sure protection of an expensive Vacuum Tube.

# RADECO Safety Fuse

On the same principle as any fuse the Radeco Safety Fuse protects the bulb against any ordinary excessive amperage. Easily applied directly upon the filament terminals of any standard bulb. Simply clean filament terminal free of solder and composition and slip fuse on. Two fuses—one on each terminal—protects the bulb indefinitely.


**3 for \$1.00**

SENT POSTPAID

Every radio man in America needs the Radeco Safety Fuse. Send certified check or money order today. Orders sent postpaid.


**Specifications:**

Carrying capacity  $\frac{1}{4}$ ,  $\frac{3}{4}$ , 1,  $1\frac{1}{2}$ ,  $1\frac{3}{4}$ , 2 Amp. Size  $\frac{1}{4}$ " overall.



## ROTARY QUENCHED SPARK GAP, \$20.00 Postpaid.

With Universal 110 V. Motor Attached, \$25.



The advantages of a noiseless, super-efficient rotary gap are now within the reach of all. The casing is of cast aluminum with the cover machined to make an airtight enclosure for the extremely light weight aluminum rotor, with bakelite insulation. Stationary electrodes are of copper with bakelite insulation.

are of copper with bakelite

## 44 V. Variable "B" Battery \$3.60

Include postage on 4 lbs.

Complete in handy wooden case and adjustable phosphor bronze "jiffy" connectors. Better than block batteries—if one 4.4 V. unit weakens prematurely, it can be removed and replaced—thereby not impairing total voltage, which makes this the best battery value to be had at any price. Set of 10 Renewal Units, 44 volt, \$3.10 postpaid.

## Paragon Filament Rheostat

For Back or Front of Panel Mounting. 6 ohms,  $1\frac{1}{2}$  amps.,  $1\frac{1}{8}$ " dia.

**\$1.75 Postpaid**


## GROUND WIRE 8c. Per Foot

No. 4 Solid copper rubber covered—triple braid—include postage on 20 lbs. per 100 feet.

**\$7 Per 100 Feet**

## AERIAL WIRE 1c. Per Foot

7 strands No. 22 copper—tin plated to prevent oxidation. Maximum radiation and strength. Include postage on 15 lbs. per 1000 ft.



## Chelsea Dial Indicator \$1.00


$3\frac{1}{4}$ " diameter—moulded of real Bakelite—accurately centered, and at right angles to the  $\frac{1}{4}$ " brass insert hole.

Cunningham

C-300

Audiotron

**\$5.00**



## Honeycomb Coil Adaptor \$1.50 PER PAIR

Attach to binding post of any variable condenser, insert H-C coil, making a tuning unit. Two units make a loose coupler, a third makes a tickler coil, one makes a wavemeter.

**Radio Equipment Co., 630 Washington St. Boston, Mass.**  
4th FLOOR

# Radio supplies that R right

From top to bottom, from center to surface and all the way back again CESCO apparatus is right, every bit of it, a full measure of real, standard, dependable value at prices that—well, just take a look at these:—

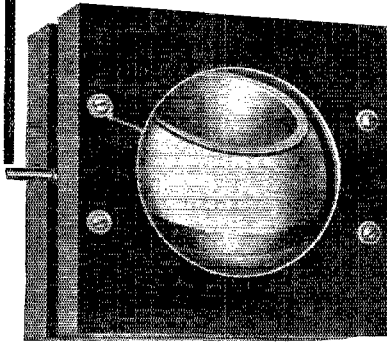
Genuine CESCO hardwood VARIOMETER—all windings bound and insulated with CESCO special impregnating compound. Price **\$8.50**, postpaid. Sure, a real buy. Order from your dealer or write direct.

Thoroughbred CESCO VARIOCOUPLER as illustrated, with ball type secondary, and mounted on hexagonal hardwood base for panel mounting. Price complete, postpaid **\$6.75**. At your dealer or direct.

**\$8.50**

**“CESCO”**

**\$6.75**

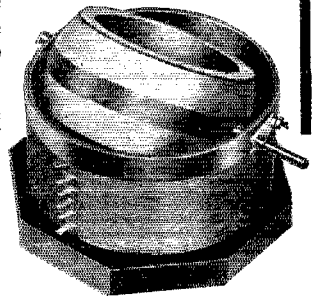


*Any other supplies you need now? We have them. We supply every want the way you want it supplied, the CESCO way.*

**CALIFORNIA ELECTRIC SUPPLY COMPANY**

643 MISSION STREET  
SAN FRANCISCO

*Dealers—write us! to-day! now!*



## A=R=C Radio Manual

THE ONLY BOOK OF ITS KIND ON THE MARKET. A GOLD MINE OF INFORMATION ON THE UNDAMPED SYSTEM OF RADIO COMMUNICATION.

COMPILED BY THE ENGINEERS  
OF THE FEDERAL TEL. CO.

Non-technical. No mathematics other than Ohm's Law resorted to. Written so that you can understand it. An ideal book for the progressive radio amateur who desires to keep abreast of the times. Order your copy today.

**35 Illustrations**  
**ARC Station Map.**  
**PRICE**

**\$2.50 the copy**  
**Postpaid in U.S.**

**FREE**  
with a two year  
subscription to  
“Pacific Radio  
News”.

**Subscription Rate**  
**\$2.00 per year.**

**THE SUPPLY IS LIMITED!**

**Pacific Radio Publishing Company**  
50 MAIN STREET, SAN FRANCISCO

## RADIO CLUB PINS



Special folder of designs and prices in addition to regular school pin and ring catalog free on request. Be sure to see these new numbers which will put new life in your club.

**METAL ARTS CO.**

Dept. 10,

Rochester, N. Y.

## 1/4 H. P., 110 volts, A. C., 60 cycle, single phase, 1750 R. P. M. MOTORS

**LARGE QUANTITIES NEW WASHING MACHINE MOTORS**

These are of standard manufacture and carry the full factory guarantee shipped in original boxes. Complete as set. Suitable for operating Coffee Grinders, Cream Separators, Bottle Washers, Air Compressors, Small Lathes, Etc.

Mail \$5.00 cash or money order. We will send C. O. D. subject to full examination. Money Back Guarantee.

Bargain Small Motors and Cashiers. Write for Catalogue.

**\$22.75 Each**

MANUFACTURER'S DIRECT BUYER

CHAS. H. JOHNSTON - Box 19 W. E., Pittsburgh, Pa.



# Never in the History of Radio Were These Prices Approached

Improved Navy Type Receiving Transformer again reduced from \$27.50 to the startling price of.... **\$16.95**

Improved Arlington Receiving Transformer again reduced from \$15.00 to the startling price of.... **\$7.75**

Substantial reductions on many other radio instruments in our catalog No. 14.

Price list showing reductions and many new items mailed on request.


"The Greatest Radio Catalog in the World—"

The Universal Verdict of Tens of Thousands of Radio Amateurs.

**Duck's No. 15 Big 225 Page Wireless Catalog—Just Out.**

**Mail 12c**

In stamps or coin (not sent otherwise) for this big catalog.



A Veritable Treasure House of Everything Worth While and Dependable in Radio. The largest, most comprehensive, artistic and educational wireless catalog published. The Beacon Light to guide you right in the selection of your radio purchases, and at prices that will command your attention. Every instrument guaranteed with privilege of return if not satisfied.

## Other Substantial Reductions On Items in Catalog No. 14.


No. R40 Receiving Set.....	\$22.50	Nos. 50, 51, 52	
No. R41 Receiving Set.....	38.50	Switch Contacts, each.....	.03
No. R41a Receiving Set.....	28.50	No. 1023 Mica Condenser.....	.60
<b>THORDARSON TRANSFORMERS</b>			
1 K.W. Type R.....	\$40.00	No. B670 Detector.....	2.75
		No. A862 Detector.....	2.75
		No. A1915 Detector.....	1.50
3/4 K.W. Type R.....	24.00	No. A367 Murdock Condenser.....	4.50
1/2 K.W. Type R.....	22.00	No. A1002 Receiving Set.....	9.75
1 K.W. Type RS.....	37.00	No. A1916 Condenser.....	1.65
1/2 K.W. Type RS.....	20.00	No. 61x08A Tuning Coil.....	2.95
1/4 K.W. Type RS.....	15.00	No. 61x10 Tuning Coil.....	4.95
No. A1792 Thordarson Transmitting		No. 14 Aluminum Wire per lb.....	.90
Condenser.....	25.00	All Binding Posts Reduced.....	.33 1/3%

## Only a Few of the Many New Radio Instruments in Catalog No. 15.

Type C-300 Cunningham Detector Bulb.....	\$5.00
Type C-301 Cunningham Amplifier Bulb.....	6.50
UV-200 Radiotron Detector Bulb.....	5.00
UV-201 Radiotron Amplifier Bulb.....	6.50
Type C-302 Cunningham 5 Watt Power Tube.....	8.00
Type C-303 Cunningham 50 Watt Power Tube.....	30.00
Type C-304 Cunningham 250 Watt Power Tube.....	110.00
Note: All detector and amplifier tubes and 5 Watt Power Tube shipped prepaid.	
No. A200 Control Panel for above detector bulbs, complete less bulb, only.....	\$7.50

The workmanship on the above detector set actually warrants double the price asked. Our new catalog contains a complete line of new detector and regenerative, and amplifying sets.

**Model 5BB Navy Type Receiving Transformer, Regular Price \$27.50. Special Price only \$16.95**



A big improvement over our former model. Primary divided into four sections, with three dead end switches, greatly improving selectivity. Secondary divided into three sections, with two dead end switches, eliminating harmonics. The change in the construction of the guide rod support makes it possible to obtain a looser coupling. It is a wonderful improvement over our old model, both in appearance and performance.

**THE WILLIAM B. DUCK CO. 245-247 Superior St., Toledo, Ohio**

## Do You Use VT's ? Then Read This

To get the highest efficiency from a station equipped with vacuum tubes it is absolutely necessary to use a headset of very high impedance. Our High Impedance Navy Type Headset is something new along this line. It has an impedance of 50,000 ohms at 800 cycles a thing heretofore considered impossible in a commercial headset. Ordinary headsets do not have over 7,500 turns to the bobbin and no other develops over 25,000 ohms, whereas the Navy develops 50,000. In spite of this high winding the Navy weighs only 9 oz. complete with headband and cord.

This headset is exceedingly high pitch in tone and is consequently very sensitive to high pitch signals. To anyone wishing to receive trans-Atlantic or Pacific signals it is indispensable.



50,000 ohms  
A.C. Weight  
9 oz. complete  
with headband  
and polarity  
indicating cord  
Price \$14.00

## BRANDES MATCHED-TONE HEADSETS 100% Receiver Satisfaction

While all Brandes Headsets are very light and comfortable they are so sturdily built that there is no danger of them losing their adjustment through hard usage. The shell is made of thick rigid aluminum and the cap of hard, vulcanized rubber. Because the action in our receivers is direct on the diaphragm less current is required to produce audible signals and the space, weight and current consumption of unnecessary amplifying mechanism is eliminated. Our receivers are carefully matched in tone and permanently adjusted at their highest point of efficiency.

They are equipped with new style woven-khaki headbands and polarity indicating cords which eliminate danger of demagnetizing the receivers when used with vacuum valve detectors.

### OUR OFFER:

Send us \$14 for our High Impedance Navy Type Headset Try it for ten days. Give it every test you can devise. If it isn't a better headset than any you have ever used or seen, mail the headset to us and we will refund your money immediately.


Send 5c for catalog F

### C. BRANDES, Inc.

Room 821, 32 Union Sq., New York City  
Dealers: Write for our special offer.

Also Makers of:

Trans-Atlantic Headsets, 25,000 ohms, A.C. \$12  
Superior Headsets, 2000 ohms D.C. .... 8



THE RADIO MAGNAVOX is manufactured under the same patents and on the same electro-dynamic principle as the Magnavox Radio Teleme-gafone, and will reproduce signals with the same volume.

THE RADIO MAGNAVOX is supplied without means of varying the field current. If six volts from a storage or dry battery are applied to the field windings the field becomes saturated and maximum reproduction is obtained. It is not necessary that the field be saturated for the reception of the average Radio signals. Therefore, we recommend that a variable resistance be placed in the field circuit and no more current be used than is necessary to hear the signals at a good volume. This rheostat may be approximately 8 to 12 ohms resistance resembling a vacuum tube filament resistance.


Price \$ **45**

### AT YOUR DEALER'S

If he cannot supply you send remittance direct to the Magnavox Company, Oakland, California.

There is still opportunity for more live radio dealers to handle this line.

**The Magnavox Co.**  
OAKLAND, CALIFORNIA



# “SIGNALS QSA”

That's what the users  
of HURADIO VARIO-  
METERS say.

These new type of variometers are bringing in the results.

We guarantee them to satisfy any Radio Man.

Proof that these variometers are bringing the results is the steadily increasing sale of them. For bringing in C.W. and Radio Telephone they are without a peer.

**ELECTRICALLY PERFECT      DISTRIBUTED CAPACITY NIL      MECHANICALLY PERFECT**

Owing to increased sales and production we are able to reduce the retail price.

**HURADIO VARIOMETERS, without knobs and dials..... \$5.50 each**  
**VARIO-COUPPLERS without knobs and dials..... 5.50 each**  
**We can furnish AMRAD knob and Dial, at..... .80 each**

**IMMEDIATE DELIVERY GUARANTEED**

## C. W. CONDENSERS

The tremendous increased use of C.W. transmitters has “shown up” the weakness of the present type of condensers and forced the demand for a **PUNCTURE PROOF CONDENSER** for filter purposes. Your condenser **must** stand up and not “blow up” in smoke; **must** have a lower power factor loss; **must** smooth the ripples on your rectified A.C.; **must** decrease your generator hum to a minimum; **must** increase your radiation and not eat up half of your power.

**WE HAVE IT**

**WE GUARANTEE IT**

Money back if the above **MUST'S** are not fully satisfied. Any breakdown replaced at **our cost**. Hundreds now in use, giving results beyond expectations.

PRICES, mounted and ready to hook up.

2 MFD. Guaranteed up to and including 1000 V. 250 Watts **\$5.00** each

2 MFD Guaranteed up to and including 2500 V. 500 Watts, **\$15.00** each

Prices quoted on request for higher voltages and capacities.

**RADIOELECTRIC SHOP, Dept. Q. 919 Huron Rd., Cleve., Ohio**

## JUPITER WIRE NOW MADE IN THREE SIZES

**"Genuine Jupiter"**  
1c per foot  
\$9.00 per 1000 ft.

**"Jupiter Special"**  
2c per foot  
\$15.00 per 1000 ft.

**"Jupiter XX"**  
3c per foot  
\$22.00 per 1000 ft.


A solid copper 7 strand wire. Strong and flexible. Highest conductivity known. A broad surface with slight resistance to high frequency current. Shipping weight 15 lbs. per 1000. Send postage. No C.O.D.'s.

**Our New Supply Department** can furnish you with any parts or complete instruments. Amrad, Acme, Clapp-Eastham, Grebe, Radisco, Etc. Send us your orders. We make complete aerials. Ask us about it.

WE STAND BACK OF EVERY PIECE OF APPARATUS WE SHIP. IF YOU ARE NOT SATISFIED, WE ARE NOT

**THE LEE A. BATES COMPANY,** Worcester, Mass.

### Back To Old Prices



### Parkin Rheostat

5000 Sold Last Year at \$1.00

NOW REDUCED TO

### 75 Cents

Due to the general drop in the prices of raw material and to our large production, we have been able to reduce all our prices to their pre-war level, and in some cases even lower. New catalog, No. 4, listing our complete line sent free.

Here are a few of the items:


- |     |  |
|-----|--|
| No. | Postpaid                                       |
| 31  | Audion panel with rheostat and B Bat. ....     |
|     | Switch .....                                   |
| 43  | 45 Volt Large B Battery .....                  |
| 50  | Parkin .001mf Variable Condenser, unit only .. |
| 51  | Parkin .001mf V.C. with knob and pointer ..    |
| 52  | Parkin .001mf V.C. with knob and 3" dial ..    |
| 53  | Parkin Molded Bakelite Fixed Condenser ..      |
|     | C-300 New Cunningham Vacuum Tube .....         |

DEALERS—If you are not on our mailing list, write for new catalog and discounts.

**PARKIN MFG. CO.**

San Rafael,

Calif.



### STORAGE B BATTERY

complete with electrolytic rectifier for charging battery from any 110 V. A.C. line. Makes no noise while charging, requires almost no attention, and is guaranteed to be absolutely reliable.

- |               |         |
|---------------|---------|
| 32 Volt ..... | \$14.00 |
| 48 Volt ..... | 16.00   |
| 64 Volt ..... | 18.00   |

With this issue we are withdrawing our introductory price and establishing the price as listed above. You who are using our batteries know they are worth the price and then some. Dealers get our proposition.

Send stamp for circular.


**CRAIG MFG. CO.**

ENSLEY,

ALA.


Members of A.R.R.L.

# NEW APPARATUS



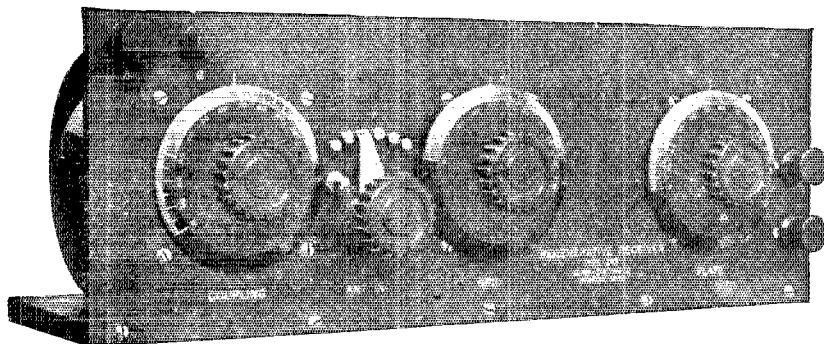
Type Z.R.V. Variometer has unit construction with bakelite shell and hard wood ball. Has low dielectric losses and a range of inductance of 1.25 mil henry maximum to .1 mil henry minimum. Is readily used on table or mounted on panels.

- Complete with 3" dial and knob . . \$6.50
- Without dial or knob . . . . \$5.75
- Variocoupler of same construction \$7.50



A combination of beauty and convenience. One stage amplifier has binding posts for connecting two as a two stage amplifier. All binding posts on detector, amplifier and Regenerative set correspond for jumper connection.

- Tube Control Detector Panel, Z.R.D. \$12.00
- One Stage Amplifier Panel, Z.R.A. \$18.00
- Rheostat only . . . . . \$1.20



Z.R.F. Regenerative Receiver consists of two Z.R.V. Variometers and a Coupler of similar construction, together with Grid Condenser and Grid Leak with Bakelite Panel machine engraved. Licensed under Armstrong U. S. Patent No. 1,113,149. This exactly matches our Tube Control and Amplifier panels with which it may be harmoniously used. Its range of wave length is 175 to 600 meters. **Price . . . \$38.00**

Co-operate with your local dealer by helping him to carry a stock of Clapp-Eastham Co. apparatus, famous for its reliability during 13 years of continuous manufacture. If he doesn't carry our instruments send 6c stamps for our complete catalogs.

**CLAPP-EASTHAM CO., 114 Main St., Cambridge, Mass.**



## Announcement in Re: **WICONY RADIO APPARATUS**

Having acquired new and greatly enlarged factory facilities in order to take care of the extraordinary demands being made on us by the government, commercial and foreign requirements, we beg to announce the consummation of an arrangement with

**THE PACENT ELECTRIC COMPANY, Inc.**

MR. LOUIS GERARD PACENT, Pres.

150 Nassau St., New York City

whereby that Company, and Mr. Pacent will act as exclusive sales agents for Wicony Products to the experimenter, amateur, educational and research trade.

Thus there is associated the most progressive manufacturers of High-Grade Radio Products and the most progressive selling agency in the country, through which their product will be distributed.

The result will be more and better service, as well as more and better apparatus for all.


## **WIRELESS IMPROVEMENT COMPANY**

Radio Engineers, Manufacturers and Distributors.

**FACTORY AND OFFICES**

66 York Street,

Jersey City, N. J.



### **VARIOMETERS \$12.50**

The usual wood forms are eliminated. Can't beat 'em for a portable set. Can be mounted in a 13" x 5½" cabinet.

Experts endorse this as something Radio has been waiting for.

Dealers write for attractive proposition

### **F. & F. Radio Shop**

7803 Senator Avenue  
**DETROIT, MICHIGAN**

### **STORAGE BATTERIES 80 Ampere Hour Capacity**

The greatest little storage battery ever built. Twice as many plates and longer life than the ordinary battery. Neat, compact and portable.

Guaranteed 2 Years.

Price, F.O.B. Cleveland, \$17.50

**Colebrook-Hamilton Battery Co.**

1940 E. 82 St.

1941 E. 81 St.

**CLEVELAND, OHIO**

### **BUILD YOUR OWN SET**

High quality, seamless paper tubing, in just the right sizes for constructing

**Variometer** 3⅞" x 2" 4⅞" x 2½" **25c**

**Vario-Coupler** 3⅞" x 2" 4⅞" x 4½" **35c**

**3500 Meter Loose Coupler** 3¼" x 7" 3⅞" x 7" **45c**

**6000 Meter Loose Coupler** 3⅞" x 7" 4⅞" x 7" **65c**

Postpaid to you—order to-day.

**THE TAYLOR COMPANY**

Box 1043C

Lowell, Mass.



## COTO-COIL CO.


SELF-SUPPORTING ELECTRICAL COIL WINDINGS  
57 WILLARD AVENUE  
PROVIDENCE, R. I.

2<sup>nd</sup> Letter

Mr. Radio Amateur,  
Any where, U.S. A.


We have taken to writing letters lately. We don't like it, as a rule, because it's so hard to find enough dope to fill a sheet.

But now, we've got a lot to write about, as we are making additions to our line of products constantly. So with each new addition, we are sending word to all our friends, describing and quoting prices on the new goods. You may be interested too, but we don't know that —

At any rate, this letter is only written to tell you that we're going to brand our products — A diamond-shaped label like this  with the word Coto written just like that, on it, will tell the whole story. — And it's a story you'll want to know by heart, too. That's between you & us, though.

And lastly, will agree to keep you posted on our products, if you'll send us the answer to this one: — If it takes ~~XX~~ to Bakelite, how many platefuls will filament?

Yours for H.F. Pay days,  
Coto-Coil Co.



### LOOK—Only \$18.00

This new regenerative tuner gives marvelous results. It brings in 200 to 600 meter stations great. Just the thing for radio phone. Signals are clear as a whistle.

Send 2-cent stamp for bulletin 111.

Colby's Telegraph School, Auburn, N. Y.

# THEY ALL MARVEL

at the wonderful signals brought in by Kennedy Receiving Equipment. Demonstrations have recently been given before such technical organizations as the San Francisco Engineers' Club and the San Francisco Sections of the American Institute of Electrical Engineers and of the American Society of Mechanical Engineers. MEN WHO KNOW have pronounced them the best signals they have ever heard under like conditions.



If you want the BEST, you should have Kennedy Equipment.

Get acquainted with our mail-order service. You will like it. Catalogue of receiving equipment and price list of parts and accessories on request.

**THE COLIN B. KENNEDY COMPANY**  
 INCORPORATED  
 RIALTO BUILDING SAN FRANCISCO

## Get a Copy of Our Wireless Manual H-12



We ask 25 cents for it, give a coupon receipt for the amount which coupon when returned with an order will be credited at 25 cents.

As the edition is limited, if you desire a copy, send the 25 cents and get it now for future reference.

It contains 200 pages, fully illustrating and describing the many instruments used in Radio service. Forty-five pages are devoted to general instructions, diagrams, station calls, tables, codes and other information identified with the art. The book is printed on highly finished paper with a two-color cover; size 9x5 3/4 inches.

With a large and varied supply of wireless instruments and accessories carried in stock, we are in position to fill any order or meet any condition promptly and accurately.

We have experts in charge of our wireless departments, so do not hesitate to consult us about your wireless problems. Proper attention and accurate information is yours for the asking.

**MANHATTAN ELECTRICAL SUPPLY CO., Inc.**

17 Park Place, New York; 114 So. Wells St., Chicago; 1106 Pine St., St. Louis; 604 Mission St., Frisco.

## NEW ORLEANS RADIO

APPARATUS AND SUPPLIES

## ROSE RADIO SUPPLY

604 GRAVIER STREET

NEW OLEANS, LA.

Send 10c for Latest Catalogue

### AUDION CONTROL PANEL

Polished bakelite panel, size 4 x 6 1/2 in. mounted on brackets or can be mounted in cabinet. Equipped with rheostat, "B" battery control, grid leak, grid condenser, and standard socket for VT or Audion bulbs.

Price prepaid \$6.25

### ONE STEP AMPLIFIER

Bakelite panel size 4 x 6 1/2 in.

Price prepaid \$12.50


### TWO STEP AMPLIFIER

Bakelite panel size 6 x 8 in.

Price prepaid \$22.50

Illustrated literature, it's free, write.

**KEYSTONE RADIO COMPANY**  
 DRAWER 307, GREENVILLE, PENN.



# The Benwood UTILITY GAP

For the Experimenter

Equipped with the BENWOOD REMOVABLE POINT DISC. Designed for belt drive or direct coupling. Tool steel shaft turning in bronze bearing fitted with large grease cup. Fibre base and fibre electrode supports.

Heavy copper stationary electrodes. Disc ONE INCH in width.

Just the thing for test work or a permanent rotary spark gap of ample size for ANY installation at a reasonable price.

**\$18.50 complete**

See it at your dealer  
Immediate Deliveries

**KNOCK 'EM DEAD  
DOUBLE YOUR RANGE**


## The Benwood *Removable Point Disc.*

We Originate

Others Imitate

ANY NOTE

ANY FREQUENCY



From the lowest to the highest

Sparkling points are variable from 2 to 16.

By removing points as shown herewith you can obtain a beautiful DOUBLE CHORD NOTE.

Disc is six inches in diameter.

Sparkling points are ONE INCH in width and are RENEWABLE as well as REMOVABLE.

This disc fills a long felt want to the amateur fraternity at large and will greatly add to the overall efficiency of any transmitter by enabling the operator to vary the frequency of the spark discharge regardless of the motor speed. It will enable the operator to INCREASE the TRANSMITTING RANGE because the desired spark frequency can be found at once that conforms to the condenser capacity and the wavelength of any transmitter.

Complete as shown with bushing drilled to fit any motor shaft.

**\$10.00**

Specify size of motor shaft.  
ORDER FROM YOUR DEALER  
HE HAS THEM IN STOCK.

Extra sparking points 20 cents each or \$2.50 per set of 16.

## The Benwood Company, Inc.

13th and Olive Streets,

St. Louis, Mo.

## Service--Quality--Price

Consolidated Radio Call Book, 3rd Edition, containing all amateur calls, in addition to the usual commercial listings—\$1.50

### RADISCO COILS:

No. 40	.....	\$0.70
No. 100	.....	.95
No. 175	.....	1.15
No. 325	.....	1.40
No. 550	.....	1.65
No. 750	.....	2.00
No. 1200	.....	2.65

### RADISCO COILS WITH TAPS:

No. 325-3	.....	1.70
No. 750-3	.....	2.30
No. 1200-3	.....	2.90

### VARIABLE CONDENSERS

A.R.CO. .001	.....	\$6.25
A.R.CO. .0005	.....	5.00
With No. 67 Dial add.	.....	1.00
Murdock 366	.....	4.75
Murdock 367	.....	4.75
Murdock 368	.....	3.75
Clapp-Eastham 800	.....	7.50
Clapp-Eastham 800A	.....	9.50
Clapp-Eastham 800B	.....	11.50

Complete with dial  
Shipping Weight One Pound

### ROTARY SWITCHES

Clapp-Eastham No. 19	.....	\$1.00
Clapp-Eastham No. 19A	.....	.35
Our Own No. 1	.....	.40
Our Own No. 2	.....	.55

### OSCILLATION TRANSFORMERS

Radisco No. 5	.....	\$15.00
---------------	-------	---------

Via Express collect only

### Universal-Coil

#### Mounting Plugs.

Anyone can easily make smooth-running mountings with these plugs. No bending, no filing, they fit exactly. Suitable for Radisco and all hand wound coils. A few minutes work with these plugs will save you dollars that can be put into better apparatus!

**PRICE 80 CENTS EACH**

*Largest Radio Catalog  
in the world*

Kelly & Phillips new 200-page catalogue lists all the apparatus available for every radio need. It contains valuable information and data that you will use every day. Sent, at once, for 25 cents, in stamps or coin, which will be credited to the first order of \$2.50. (Send for your copy now.)

### CORWIN DIALS

No. 66, 3"	.....	\$0.75
No. 67, 3" with knob	.....	1.30
No. 68 3 <sup>7</sup> / <sub>8</sub> "	.....	1.00
No. 69, 3 <sup>7</sup> / <sub>8</sub> " with knob	.....	1.70

Postpaid

### JACKS AND PLUGS

Federal Closed Circuit	.....	\$0.85
Federal Open Circuit	.....	.70
Federal Double Circuit	.....	1.00
Federal Plug	.....	2.00
Small 22 <sup>1</sup> / <sub>2</sub> B Batteries	.....	\$1.25
Large Size 22 <sup>1</sup> / <sub>2</sub> B Batteries	.....	2.40
No. UV-200 Radiotron, detector	.....	\$5.00
No. UV-201 Radiotron, amplifier	.....	6.50

(These are the Radio Corp's new tubes.)

No. M-1 Electron Relay	.....	\$6.00
No. M-2 Moorhead amplifier	.....	7.00
No. M-3 Moorhead transmitting	.....	7.50

### REGENERATIVE RECEIVERS

No. CR-1 Grebe 175-680 Meters	.....	\$90.00
No. CR-2 Grebe 175-680 Meters	.....	51.00
No. CR-3 Grebe "Relay Special" 175-680 Meters	.....	65.00
No. CR-3A Grebe's Latest with tube control, 175-375 Meters	.....	45.50
No. CR-6 Grebe 175-680 M. Det. and 2 step amplifier	.....	200.00
No. CR-7 Grebe 500-20000 Meters "Long wave special"	.....	210.00

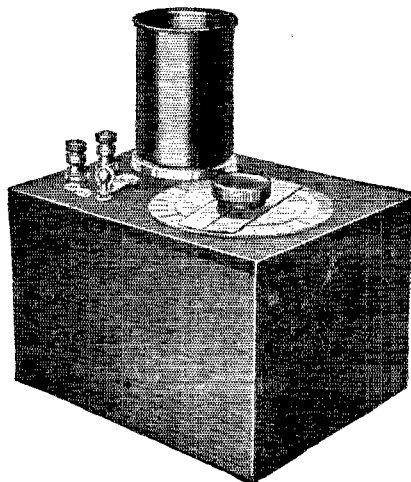
*Think of KELLY & PHILLIPS for the job*

312 Flatbush Ave.,

Brooklyn, New York

# THE Doolittle Decremeter

WAVE LENGTH                      DECREMENT



(PATENT APPLIED FOR)

The Wavemeter is the Yard Stick of the Radio Art. In tuning up a Spark or C.W. set, and in countless laboratory experiments it is the ultimate source of reference. But the Wavemeter does not tell the whole story because it does not measure the Logarithmic Decrement, the factor which tells whether the energy radiated by your set is concentrated in a single sharp wave of great intensity or spread over a broad band of wave-lengths where it causes QRM and reduces your range.


The Doolittle Decremeter is both a superior Wavemeter and a Decremeter. The Wave-Length and Decrement can be obtained simultaneously, without complicated calculations. The range is 180-300 meters. An ideal instrument for radio Clubs as well as individuals. Immediate delivery can be made.

**Price                      -                      \$25.00**

SEND FOR BULLETIN 107R  
DESCRIBING THIS INSTRUMENT

**F. M. DOOLITTLE CO.**  
817 Chapel Street, New Haven, Conn.

**C**OMPLETE Set of four units (five panels) mounted in cabinet; without battery or tubes; \$189.25. Panels also sold separately for mounting in home-made cabinet; or with legs for Vertical or Horizontal Table-style mounting. Get full particulars; send now for Catalogue "E".



*de Forest*  
**RADIOPHONE**  
REG. U.S. PAT. OFF.

## Interpanel Set

The Most Advanced Idea in Radio Telephone  
Transmitting and Receiving Apparatus.

**T**HE INTERPANEL Set consists of a series of panels, each comprising a complete piece of apparatus in itself and designed to be combined with other panels, thus forming a set as complete as may be desired. The Set shown above contains these units, reading from right to left in the picture:

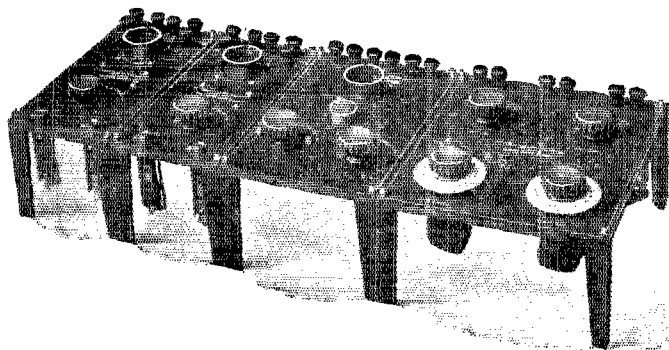
Complete Radiophone Transmitter, transmitting speech up to 30 miles; Type OT-3; two panels.

New Audion Control panel designed especially for tubes of the gaseous type now considered as standard; Type MP-100; one panel; and

Complete short wave Tuner of highest efficiency; Type MT-100; one panel;

One-step Amplifier complete in every respect; Type MP-200; one panel. (Additional steps of amplification may be added.)

Panels are all 9 inches high, varying widths. Set adaptable to any operating requirement and panels sold in sets or individually. Telephone range of Transmitter, 30 miles and more on average amateur antenna. Only one 6-volt battery required for all filaments and microphone. Motor-generator, "B" battery or rectifier supply may be used.



Send Now for  
Catalogue "E"

Get full details at once and  
place your order early to  
assure quick delivery.

**DEFOREST**  
RADIO TEL. & TEL. CO.

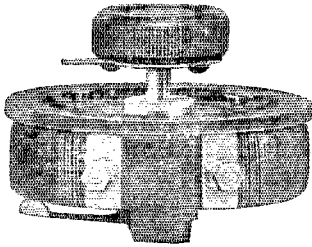
Inventors and Manufactur-  
ers of High Grade Radio  
Apparatus.

1415 Sedgwick Ave.  
NEW YORK CITY

*Horizontal Table-style Mounting. Legs attached to corners of panels. Any number of panels may be mounted in this style. Ample space under panels for batteries. Very convenient and inexpensive method of mounting.*

# Getting the Most Out of Your Tubes

## A REAL AMPLIFYING TRANSFORMER




The new amplifying tubes are out and they are fine. But are you getting the most out of your tube? A complete amplifier is more than a mere assembly of parts. It consists first of the selection of units of correct electrical characteristics. An amplifying transformer must be more than a coil of wire and a core. It must have incorporated in it the results of engineering skill. In our Type 231A amplifying transformer we have produced an instrument designed specifically for the new Radiotron tubes. The design is right, the appearance is right and the price is right. Send for free Bulletin 907Q on the operation of amplifying transformers and completely describing this instrument.

**PRICE COMPLETELY MOUNTED \$5**

## TRANSMITTING TUBE RHEOSTAT

The new five watt Radiotron tubes require a filament current of 2.35 amperes. We have added to our already complete line of Type 214 receiving tube rheostats a 2 ohm transmitting tube rheostat which will carry 2.5 amperes. This resistance is sufficient to regulate the new tubes on as high as a 12 volt supply source. This rheostat does not run hot and may accordingly be mounted inside of enclosed transmitting cabinets where space is often very limited. Like our receiving tube rheostats and grid biasing potentiometers, it is made in two styles, 214A for back of panel mounting and 214B for surface mounting. If you have not already received bulletin 904Q, request it when you send for Bulletin 907Q.

PRICE—Either Style of Mounting .....\$2.50



# GENERAL RADIO COMPANY

MASSACHUSETTS AVENUE AND WINDSOR STREET  
CAMBRIDGE 39, MASSACHUSETTS


## VACUUM TUBE CONTROL UNIT

### Type MW

Adapted to any modern hook-up. Best appearing and highest type Vacuum Control Unit at the price in the market.

Grained formica panel, 5½" x 6¾", lettered in white, graduated rheostat dial, variable plate control. Tube socket (standard 4 prong).

Grid condenser and leak mounted in back of panel and so wired that it can be adapted to any modern hook-up.



**Price \$10**

Parcel post prepaid in U. S. A.  
Immediate shipment.

WRITE for descriptive Booklet MW. Sent free on request

THE MIDWEST RADIO CO., Dept. E., 3423 Dury Ave., Cincinnati, O.

## ARLINGTON TESTED CRYSTALS



For over five years the accepted standard for crystal detectors. Gelena or Sillicon, individually tested and packed in tin containers, post paid, 35¢ crystal.

**35¢**

THE NEWMAN-STERN CO.  
Dept. Q S T Cleveland, O.

## 3000 OHM RED-HEADS.

Now only \$8.00 for complete head-set. At this price unquestionably the greatest radio-telephone value in the world. Write for bulletin describing Red-Head Radio Receivers.

THE NEWMAN-STERN CO.  
Dept. Q S T Cleveland, O.



## RHAMSTINE ★ Radio Products



Plug and Jack  
Complete \$1.50  
Postage 4c.




High-grade,  
nickel plated  
set. Cords  
easily attached  
to Plug  
connections.

Contacts automatically connect transformer. Eliminates binding posts and switches. At your dealers, or order direct. Immediate Shipment.

Dealers Wanted Everywhere

J THOS. RHAMSTINE ★ 2152 Larned St. E. DETROIT, MICH.  
\*Radio Plugs and Jacks.



**EASTERN  
RADIO**

TEL.  
BANK BAY  
5 9 6 4

899 BOYLSTON ST.  
BOSTON, MASS.

**INSTITUTE**



# DO YOU KNOW ???

That the EASTERN RADIO INSTITUTE offers more undeniable advantages to those interested in studying Commercial Radio than any other school in New England, if not in the country?

DO YOU KNOW that the EASTERN RADIO INSTITUTE is the OLDEST, LARGEST and BEST EQUIPPED radio and telegraph school in New England?

To make this unmistakably clear we can give the following facts:—

The EASTERN RADIO INSTITUTE was founded in 1913 and is now OVER SIX YEARS OLDER than ANY OTHER Radio and Telegraph school in New England! All schools starting before us are NO LONGER IN EXISTENCE!!! WE ARE THE PIONEER SCHOOL.

The EASTERN RADIO INSTITUTE actually has HUNDREDS of earnest and intelligent students now in attendance. We have given instruction at this date to over 4000 different students and have actually enrolled, graduated and placed more Commercial operators that ALL OTHER SCHOOLS IN NEW ENGLAND COMBINED!

The EASTERN RADIO INSTITUTE is equipped with THOUSANDS and THOUSANDS of dollars worth of splendid panel spark sets, Federal Arc apparatus, panel receiving sets, storage battery equipment etc.!

DO YOU KNOW that the EASTERN RADIO INSTITUTE has ALWAYS placed every graduate in a good position, kept them employed and can actually GUARANTEE these positions?

DO YOU KNOW that our graduates may be found all over the world as Chief Operators, Teachers in other Radio Schools, Chief Radio Inspectors, Engineers, Directors of Corporations, Superintendents, etc.?

DO YOU KNOW that we are the ONLY school in New England giving instruction upon actual Federal arc apparatus?

DO YOU KNOW that our systematically planned and thoroughly executed course of practical instruction positively brings RESULTS?—Your Commercial first grade license.

Certainly these advantages must be apparent to you. Besides it costs no more to take our course thus availing yourself of our YEARS of RESULTS and SUCCESS. SUCCESSFUL graduates of the EASTERN RADIO INSTITUTE are found all over the world! Why not be one?

Day and Evening classes. Start any Monday.


Our latest, illustrated prospectus is free. If you cannot visit the Institute send for one. If there is any further information or assistance our organization can give you please command me!

Sincerely Yours, F. D. PITTS, Director.

# C-W C-W C-W C-W C-W C-W C-W C-W

Prepare for the bad radio season by installing your CW outfit now. It will carry thru summer static and is ideal for relay work.

OUR C-W CATALOG WILL BE READY ABOUT MARCH 15th, SEND FOR YOUR COPY NOW.



OUR NEW C-W CATALOG WILL BE THE MOST COMPLETE AND BIGGEST — CW ONLY.

CW Inductance No. CW-100 shown above, mounted on Formica exclusively—25 turns edgewise copper strip 3/16 x .050" complete with connection clips, \$10.00.

Send 15 cents for catalog, which amount may be deducted from first order of One Dollar or more.

**"8ZV" WIRELESS MANUFACTURING CO. "8ZV"**  
CANTON, OHIO

## A Sure Winner!

Something To Remember

### RA-COND RHEOSTATS

Licensed under the Marsh Patents.

SPECIFICATIONS:—

Rayo Element (Nichrome)  
The Perfect Resistance Element.

Auto-Bronze  
(Registered)

Our Patented Alloy—An Electrical and Bearing Metal.

X-X Grade Bakelite

### MICROMETER RHEOSTAT

A NEW TYPE

For critical adjustments and laboratory uses.

\$1.50 Each

PANEL TYPE

\$1.30 Each

BULLETINS ON REQUEST.

Special Cam-Mounting Rheostats on Quotation.

### RADIO EQUIPMENT COMPANY

1525 No. Fawn St., Philadelphia

## Canadian Radio Experimenters

### Lateral Wound Coils.

TURNS	APP. WAVE LENGTH	PRICE
25	130.375	\$0.55
40	225.575	.60
75	240.740	.70
100	460.1480	.80
175	750.2400	1.00
325	1375.4500	1.25
550	2250.7700	1.50
750	3000.11200	1.75
1200	6000.20000	2.50

Special sizes to order

Special discount to dealers

Plugs & Bands with screws for coils	\$.075
C. W. Inductances	2.00
C. W. Inductances	7.50
Transmitters for radio purposes	3.50
Vario-Couplers & Variometers	4.25

Send 5c for 20 page catalogue.

### J. M. PAQUIN

THE ELECTRICAL SHOP

787 Queen St. W., Toronto, Ont.

"Hytone"

## BUZZERS

for radio work. External tone adjustments. Pure silver contacts.

Price 60c postpaid

AJAX ELECTRIC CO.

Palmer St.,

Cambridge, Mass.



# RADIO APPARATUS

*Distributors of Reliable Radio Apparatus to Schools, Colleges,  
Radio Clubs and Experimenters All Over the World!*

**"PITTSO"**

The Sign of Service!  
All We Ask is a Chance  
to Prove It!



**"PITTSO"**

Service Reaches All  
Over the World! Why  
Not Let it Reach You!

## AMPLIFIERS

No. RORJ Grebe 2 step.....	\$50.00
No. RORK Grebe 2 step with automatic filament control.....	55.00
No. RORD Grebe Det. and two step Amplifier with filament control.....	75.00

## AMPLIFYING TRANSFORMERS

No. 226-W Federal.....	\$7.50
No. A-2 Acme unmounted.....	4.50
No. A-2 Acme semi-mounted.....	5.00
No. A-2 Acme mounted.....	7.00

## AUDION CONTROL PANELS

No. RORA Grebe in cabinet, hinged top, splendid value.....	\$12.50
No. RORH Grebe in cabinet with tickler connections.....	17.00
No. ZRD Clapp-Eastham, latest.....	12.00
No. P-1 Paragon—Adams-Morgan's latest product.....	6.00

## "B" BATTERIES

No. 7623 Small Standard's 22.5 V.....	\$1.50
No. 7625 Large Standard's 22.5 V.....	2.65
No. 7650 Large Standard's 22.5 V. Variable in steps 1.5 volts.....	3.50
No. 703 Set of 10 flashlight cells 45 volts.....	3.50

## COILS—Litz.

No. LL-300—while they last.....	\$1.95
No. LL-750—while they last.....	2.70
No. LL-1000—while they last.....	2.95

## CONDENSERS (Variable)

No. C-1 Connecticut, .001 mfd.....	\$6.50
No. C-2 Connecticut, .001 mfd. panel mtg.....	6.50
No. 1 Chelsea .0012 mfd., mtd.....	5.00
No. 2 Chelsea .0006 mfd., mtd.....	4.50
No. 3 Chelsea .0012 mfd. unmtd. with New Bakelite Dials.....	4.75
No. 4 Chelsea .0006 mfd., unmtd. with New Dials.....	4.25
No. 5 Chelsea Dial, 1/2" or 3/4" shaft, 0-180°, splendid value.....	1.00

## CONDENSERS (Fixed—Grebe)

No. ROCC Grebe .0002 mfd.....	1.00
No. ROCD Grebe .0005 mfd.....	1.20
No. ROCE Grebe .001 mfd.....	1.60
No. ROCA Grebe .0005 and .5 megohm.....	1.20
No. ROCB Grebe .0005 and 3 megohm.....	1.20

## HOT WIRE METERS

No. 127 General Radio 1, 2, 3, 5 or 10 amperes, flush or front of board.....	\$7.75
--	--------

## OMNIGRAPHS

No. Z Large, 15 Dials.....	\$30.00
No. ZJR Large, 5 Dials.....	22.00
No. S Medium, 1 Dial.....	12.00

## REGENERATIVE RECEIVERS

No. CR-3 Grebe 175-680 M. "Relay Special".....	\$65.00
No. CR-3A Grebe 175-375 M. Tube Control self contained.....	45.50
No. CR-5 Grebe's Latest "Super-Special" 175-3000 M. with Tube Control Self Contained. A Complete Set.....	80.00
No. CR-6 Grebe 175-680 meters Det. and 2 Step Amplifier, Self Contained. Complete Set.....	200.00
No. CR-7 Grebe 500-20,000 M. Long Wave Special. Complete Set.....	210.00

## TELEPHONES

Type C Baldwin's Navy Standard.....	\$14.50
Type E Baldwin's very sensitive.....	20.00
Type F Baldwin's Small Type Super-sensitive.....	21.00
Brandes Superior's (New Head Band).....	8.00
Brandes Trans Atlantic's (New Head Band).....	12.00
Brandes Navy Type (New Head Band).....	14.00
Western Electric's 2200 ohms.....	14.00

## VACUUM TUBES

No. UV-200 Radiotron Detector.....	\$5.00
No. UV-201 Radiotron Amplifier.....	6.50
No. UV-202 Radiotron Trans. Tube.....	8.00
No. C-300 Audiotron Detector (New Type).....	5.00
No. M-1 Electron Relay.....	6.00
No. M-2 Moorhead Amplifier.....	7.00
No. M-3 Moorhead Transmitter.....	7.50

## ROTARY GAPS

No. P-1 Bell Rotary, Just Out! 1 K.W. Type.....	\$55.00
No. P-2 Benwood's, 8, 10 or 14 point types Rotors Only.....	30.00
Hyrad Rotors only, 9ZN Type, 1 K.W. size.....	8.00
	10.00


## TRANSFORMERS (Trans.)

No. T-1 Thordarson—Type "R" 1/4 K.W. 8000 V.....	\$15.00
No. T-2 Thordarson Type "R" 1/2 K.W. 10,000 V.....	23.00
(These are Splendid Values)	

**OUR NEW CATALOG #22 IS OUT!**

It Contains Over 100 Pages, 150 Illustrations and 600 Items. Send 10 Cents in Stamps for It. Not ONE Radio Man Should Be Without It!!!

**F. D. PITTS CO., INC.**  
12 PARK SQUARE, Dept. A, BOSTON 11, MASS. U. S. A.



## THE "ILLINOIS" VARIABLE CONDENSER

The Condenser with "Star Spring" Tension  
**MADE RIGHT - STAYS RIGHT**  
 Hard Rolled Aluminum Plates

These condensers are made by a watch mechanic schooled in accurate workmanship and who can't get over the habit of critical inspection.

Three Styles; No. 1. Panel; No. 2. Open Type as shown; No. 3. Fully Encased. Anti Profiteer. Less than pre-war prices. Fully assembled and tested.

Style	No. 1	No. 2	No. 3	
67 Plates	\$7.00	\$	\$	Money back if not satisfied. Just return condenser within 10 days by insured P.P.
48 "	3.50	4.50	4.75	
23 "	2.75	3.75	4.00	
18 "	2.25	3.25	3.50	

With Style No. 1, we will, if desired, furnish 8 inch Dial with large knob, instead of Scale and Pointer.

Extra Price 75 cents.

Sent Prepaid on Receipt of Price.

Except: Pacific States, Alaska, Hawaii, Philippines and Canal Zone, add 10c. Canada add 25c.


Foreign Orders other than Canada not solicited.

Kindly note: We issue no Catalog, and make no "trade discounts". We set our prices at the lowest limit, and leave the "middle man" out for the sole benefit of the "consumer".

G. F. JOHNSON, 625 Black Ave., Springfield, Ill.

## Back Again

With the original drawer bottom Radio Cabinet.



Did we stop making them? No! The demand for these high grade Cabinets, with our exclusive drawer bottom arrangement, was so far beyond our facilities to manufacture, that we had to stop advertising them, in order to catch up with our orders.

But now, having incorporated and increased our capital and facilities, we are ready to handle some new orders.

We now make these Cabinets in four sizes, our latest size, being designed especially for regenerative sets.

We have prepared a neat little pamphlet, giving sizes, prices and full descriptions of these Cabinets, which we would like to send you. Do not buy a Cabinet until after you have read this little pamphlet—write for it today—it is free.

Remember, these Cabinets were, and now, and always will be—the highest grade Radio Cabinet on the market.

Dealers—we have an attractive offer for you, write us.



**Penn**  
**Radio Apparatus**  
**Co., Inc.**

Dept C-4.

Reading, Pa.

QUENCHED J-RAY BALL BEARING

**NOISELESS**  
**ROTARY GAP**  
 SETS THE STANDARD!

BUILT FOR SERVICE

GET A J-RAY GAP—  
 AND AVOID:

NOISE  
 HEAT  
 VIBRATION  
 INSULATION


BREAK-DOWNS  
 BEARING TROUBLES

The Gap that completes the set of the man who demands perfection in every detail. Machine-cut discs \$10. 8 or 14 point.

PRICE COMPLETE—\$50—F.O.B. St. Louis, Mo.

J-RAY M'F'G CO.,

2131 DeKalb Street, St. Louis, Mo.




# Another Grebe Triumph!

150-3000 Meters.

After much experimental work, we have succeeded in adapting the Armstrong Regenerative circuit to a receiver having a wave-length range of 150-3000 meters. The result is the



Type CR-5  
Regenerative  
Receiver



This is a complete receiver. The only additional equipment needed are phones, batteries and a detector tube.

Included in its range are amateur, navy and commercial wave-lengths, special land stations, ship CW stations, navy low-wave arcs, all radio phone work and "Time". In operation, it is the last word in simplicity.

Ask to see it at your dealer's today.

GREBE RADIO apparatus is licensed under the original Armstrong and Marconi patents.


Central Radio Institute, Independence, Mo.  
Continental Radio and Electric Corp., New York  
Detroit Electric Co., Detroit, Mich.  
Doubleday-Hill Electric Co., Pittsburgh, Pa.  
Electrical Specialty Co., Columbus, Ohio  
Holt Electric Utilities Co., Jacksonville, Fla.  
Hurlburt Still Electrical Co., Houston, Texas  
Kelly and Phillips, Brooklyn, N. Y.  
Klaus Radio Company, Eureka, Ill.

Manhattan Electrical Supply Co., New York,  
Chicago, St. Louis.  
Leo. J. Meyberg Co., San Francisco, Cal.  
J. H. Bunnell & Co., New York City.  
F. D. Pitts Co., Inc., Boston, Mass.  
Philadelphia School of Wireless Telegraphy,  
Philadelphia, Pa.  
The Newman-Stern Co., Cleveland, Ohio.  
Western Radio Electric Co., Los Angeles, Cal.

## A. H. GREBE & CO., Inc.

74 Van Wyck Blvd., Richmond Hill, N.Y.

# Crosley Cabinets



The tendency in the radio field today is to put apparatus in cabinets not only for appearance sake, but as a protection from dust, dirt, atmospheric conditions, etc. Realizing the demand for attractive stock cabinets of various sizes, we are building them in quantities in our large wood working plant. These cabinets are all uniform in style. The panels are rabbated in to the front. As the outside dimensions and inside dimensions are either larger or smaller than the panel itself, we show panel size and also inside dimensions. Prices quoted do not include the panels.

All cabinets are waxed antique mahogany finish. Wood used is either gum, genuine solid mahogany or quartered oak. Lids or tops are hinged. Sizes and prices are shown below:

## CABINETS

For Panel Size	Inside Dimensions			Mahogany or Quartered	
	High	Wide	Deep	Gum	Oak
6x7	5½"	6½"	7"	\$2.50	\$3.85
6x10½	5½"	10"	7"	2.75	4.40
6x14	5½"	13½"	7"	3.30	5.55
6x21	5½"	20½"	7"	3.90	7.30
9x14	8½"	13½"	10"	3.70	6.80
12x14	11½"	13½"	10"	4.40	6.80
12x21	11½"	20½"	10"	5.25	10.60

Cash must accompany order. No. C.O.D.'s. Shipments via express only transportation charges collect.

We can furnish genuine formica panels ¼" thick, cut to the following dimensions: 6x7: 6x10½: 7x9: 6x14: 7x12: 6x21: 7x18: 9x14: 12x14: 14x18: 18x21. Price of panels—2½c. per square foot. For odd sizes order the next largest size; we will trim. If you desire panels shipped via parcel post include postage. Shipping weight approximately ¼ ounce to the square inch. If postage is not included shipments will be made via express collect. If you send more postage than is necessary we will refund.

Dealers wanted. MANUFACTURERS OF RADIO APPARATUS—send us samples or drawings of your cabinets for quantities prices.

**CROSLY MANUFACTURING CO.**  
CINCINNATI, OHIO



BATTERIES FOR PLATE  
CIRCUIT OF VACUUM TUBES.

**NOVO MANUFACTURING CO.**  
424 W. 33d ST. 531 So. Dearborn St.  
NEW YORK CHICAGO

# Look At This

**AUTOMATIC FILAMENT CONTROL.** Three jacks for the automatic control of detector and two stages of amplification or any combination of three tubes. Greatest convenience yet, big saver of battery. Complete with blue print of connections and plug. Limited quantity. Postpaid \$5.00.

**PHONE CORDS.** One of the best cords you have ever used. Closely woven over rubber insulation. Regular government standard. Our price while they last, 50c. Postpaid. Specify style tips wanted, regular, spade or for W.E. Fones, or mention fone used.

**FAHNESTOCK CONNECTOR BLOCK.** For connecting fones to tuner. Mounted on Bakelite block 1½ by 2½" which can be screwed on the table. This block insures good firm positive contact at all times which is quickly and easily made. Specially priced at 25c Postpaid.

**STANDARD PLUGS.** These plugs fit the jacks usually used for connecting fones to detector and amplifier units or various other circuits. Price 50c.

**CHICAGO RADIO SHOP**

326 River St.,


Chicago, Ill.

**RADIO  
MAGNAVOX  
\$45.00**

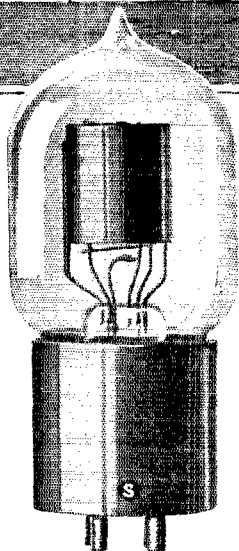
A new model which is within the reach of every amateur. Will reproduce signals with the same volume as the Radio Telemegafone, and selling at \$45.00. We also stock the Magnavox Hand Transmitter at \$22.50 and the Transmitter Tone-arm at \$37.00.

Acme Apparatus, Baldwin Phones, Eldridge meters, Super-Benwood Gaps, Burgess "B" Batteries, Transmitter Tubes, Electron Relays, etc. Remit list price and we will ship same day order is received, prepaid.

**HICO, Box C268, Marion, Illinois**



**use  
the  
tube**



**the  
army  
uses**

*The A-P Electron Relay--price \$6--equipped with the SHAW standard, condensite, four-prong base.*

The photograph shows the U. S. Army Transport Sheridan steaming through San Francisco's Golden Gate. Because such ships require the most dependable and most efficient apparatus, the Sheridan and all other Pacific Coast U. S. A. Transports are equipped with *A-P Electron Relays*. The Transport Service has adopted the Electron Relay as its standard receiving tube. *Use the tube the army uses.*

One of the largest radio dealers in the Northwest (name on request) writes:—"You may be interested to know that after trying the new ——— and the new ——— tubes, the amateurs are convinced that there is no satisfactory substitute for the 'E.R.'"

A letter from the Radio Section of the Bureau of Standards furnishes further proof:—"These tubes (Electron Relays) are very good detectors, far superior to any of the tubes with which we have made comparisons." Far superior to "*any*"—notice that.


*Use the tube the Army uses--use A-P tubes for efficiency. Licensed by the Radio Corporation of America under De Forest Audion and Fleming patents, for amateur and experimental use in radio communication. Your dealer has them.*

AND for the best book on RADIO ask your dealer for "ELEMENTS OF RADIO TELEGRAPHY" by Lieut. Ellery W. Stone, U. S. N.; or order from—

**ATLANTIC RADIO SUPPLIES CO.  
8 KIRK PLACE - NEWARK - NEW JERSEY**

**PACIFIC RADIO SUPPLIES CO.  
638 MISSION ST. - SAN FRANCISCO - CAL.**

Distributors for Moorhead Laboratories, Inc.

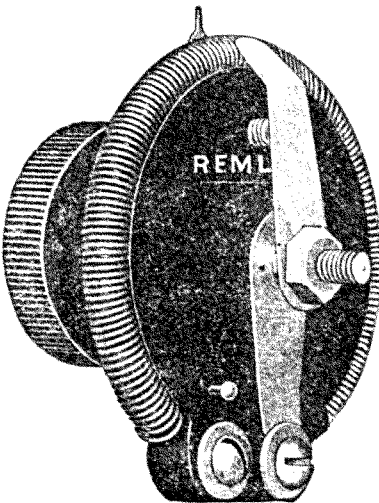


# Remler No. 810

PANEL TYPE

## Jr. Rheostat

PRICE \$1.00

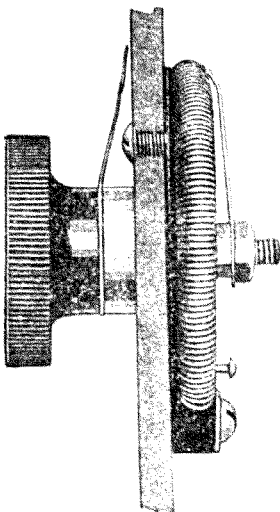


TEN thousand Remler rheostats now in service testify to the value and merit of No. 810. The resistance unit is renewable (an exclusive feature) and is mounted on a bakelite disc. End stop and off position are provided. The knob is of polished bakelite 1 3/8" diameter and all metal parts in front of panel are polished nickel. The contact arm is nickel plated spring brass. This rheostat is as smooth running as a coupler switch and only two holes need be drilled to mount it. Resistance 4 ohms, carrying capacity 1 1/2 amps. Designed especially for vacuum tube filament control.

No. 81 Remler panel type rheostat of similar design and appearance is a larger unit of 3 amp. carrying capacity. For controlling the filaments of a group of amplifier tubes or the filament of a 5 watt power tube. PRICE . . . \$1.75

FREE: Remler catalog is now ready. Send for your copy.

DEALERS: Remler Apparatus offers a merchandising opportunity. Send for full particulars.



Apparatus that Radiates Quality

Mfd. By

## Remler Radio Mfg. Co.

E. T. CUNNINGHAM, Sales Mgr.

163 Sutter St., San Francisco, Calif.


# CUNNINGHAM

**POWER**

**Type C-302**

**5 watt output**

**Price \$8.00**



**TUBES**

**Demand  
Cunningham  
Tubes**

**The Name is etched on  
the Tube**

**CW TELEGRAPHY AND TELEPHONY WITH CUNNINGHAM TRANSMITTER  
TUBES OFFERS THE ADVANTAGE OF**

**COMPACTNESS, RELIABILITY, LONG RANGE, LOW POWER, SHARP TUNING**

## **TRANSMITTER TUBE SPECIFICATIONS**

Model	Output Conservative Rating	Filament Amps.	Volts	Plate Voltage	Price	Delivery Date
C 302	5 watts	2.35	7.5	350-400	\$8.00	immediate
C 303	50 watts	6.5	10.	1000	30.00	Mar. 10th
C 304	250 watts	15.	12.	4000 Max.	110.00	Mar. 10th

Price of C 303—C 304 fob. New York or San Francisco

C 302 is mounted on the standard four prong receiving tube base. The larger tubes have special bases.

## **CUNNINGHAM POWER TUBES**

are the latest product of the great Research Laboratory of the General Electric Co. The trade mark GE is the guarantee of their quality. Each tube is built to most rigid specifications. The output ratings are extremely conservative and in actual test deliver greatly in excess of their rated outputs.

**GENERAL ELECTRIC QUALITY PLUS CUNNINGHAM SERVICE**

Address All Communications to

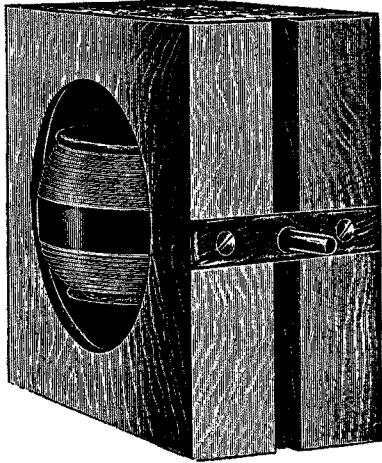
TRADING AS

**AUDIOTRON MFG. COMPANY**

35 MONTGOMERY STREET  
SAN FRANCISCO, CALIF.

# They Have Proved Their Merit —


IN NEW YORK CITY AND VICINITY



**J J N VARIOMETER** — Specially prepared to overcome those loose windings so often found. Dimensions  $4\frac{3}{4} \times 4\frac{3}{4} \times 2\frac{1}{2}$ . Specify whether  $\frac{1}{8}$  or  $\frac{1}{4}$  inch shaft is desired. Price postpaid.. **\$4.50**

Why not try them? Makes a perfectly balanced set with range of 160 to 600 meters.

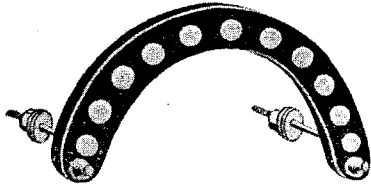
The feature of the coupler is its inside wound primary.



For sale by New York's leading supply houses and direct from us.

**J J N VARIOCOUPLER** — With winding that will not come loose inside a non-shrinking, non-warping tube. Brought out to seven taps allowing close tuning. Specify whether  $\frac{1}{8}$  or  $\frac{1}{4}$  inch shaft is desired. Price postpaid..... **\$5.00**

**J. & J. NIGHTINGALE, 741 Market Street, Paterson, N. J.**



Pat. Applied For.

## REMLER No. 93 A-BATTERY POTENTIOMETER

Increases detector sensitiveness and signal audibility.

The plate voltage of any detector tube must be carefully adjusted for maximum sensitiveness and signal audibility. Potentiometer control provides close adjustment with ease of operation. This Remler Unit is not brittle and is connected across the A-Battery to control the plate potential over a six volt range by half-volt steps. Circuit diagram furnished with each unit.

No. 93—Remler A-Battery Potentiometer Unit only with studs for panel mounting **.75c**

No. 94—Remler Rotary Lever Switch for use with No. 93 Unit..... **.45c**

Complete 200 page catalogue will be sent upon receipt of 35c.

**LEO J. MEYBERG CO.**

Successors to Haller Cunningham Electric Co.  
428 Market St., San Francisco, Cal.

## Attention Amateurs

Now is the time to install a lightning and ground equipment.

Our Special 600 V. 100 Amp. Ebony asbestos base Switch..... **\$4.00**

#4 Ground Wire, Per Foot.. **10c**

We carry a complete line of parts for that set you are building.

**The Quaker Light Supply Co.**

728 Arch St., Philadelphia, Pa.

Attention of Mr. H. J. Dunbar.



# Your Dollar

HOW IT GOES, APPROXIMATELY:      CONCLUSION?

Dealer's Discount .....	30%
Manufacturer's Profit .....	20%
Manufacturer's Overhead .....	20%
Raw Materials .....	20%
Other Items .....	10%

BUILD

YOUR

OWN

List Price Instrument.....100%

However before building, be positive you have RELIABLE designs, embodying all the latest and most efficient methods known to COMMERCIAL RADIO ENGINEERING and properly adapted to Amateur requirements.

Our organization, including a number of Commercial Radio Engineers, has developed a complete line of amateur instruments, and equipment that can be relied upon for maximum results and built at a decided saving.

Let us know what you would like to construct, whether it is a complete C-W set, modulating transformer, a system for using 110 volt/60 cycles on the plates, a short wave regenerative receiver or what not. We will immediately advise how little the drawings cost.

**Money Immediately Refunded to Anyone Not Completely Satisfied.**

Hundreds of Amateurs have also consulted us to clear up difficulties, suggest improvements, make recommendations etc. and we are glad to help anyone we can. Our charges for this service are small, from 25c up dependent on work involved. We will be glad to hear from you.

---

## Experimenters Information Service

45 Pinehurst Avenue,

Suite 51

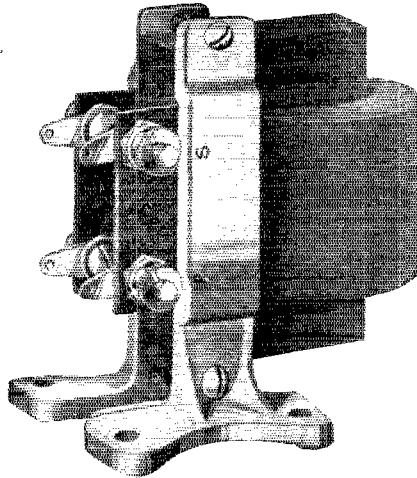
New York City

CHARLES R. LEUTZ, Director, Formerly Designing Radio Engineer, Marconi Wireless Telegraph Co. and Liberty Electric Division of the Mallory Industries, Inc.

EUROPEAN BRANCH: 17 GREEN STREET, LONDON W.C.2, ENGLAND

# A-A

**AMPLIFYING TRANSFORMERS—FAMOUS FOR EFFICIENCY—THEY RETAIN THE NATURAL TONE**  
(AUDIO FREQUENCY)



**HIGHEST QUALITY  
FIRST IN DEMAND**

SOLD BY  
Chicago Radio Laboratory,  
Chicago, Ill.  
Manhattan Electrical Supply  
Co., Chicago.  
High-Grade Wireless In-  
strument Co., Asheville,  
N. C.

MOUNTED AS  
ILLUSTRATED  
**\$5.00**

SEMI-  
MOUNTED **\$4.50**

UNMOUNTED **\$4.00**

Shipments made from stock  
prepaid.

Satisfaction Guaranteed or Money Refunded.

WE OFFER ATTRACTIVE PROPOSITIONS TO DEALERS AND MANUFACTURERS.

**ALL-AMERICAN ELECTRICAL MFRS.,** 815 Wisconsin Ave.,  
OAK PARK, ILL.  
—ENGINEERS—MANUFACTURERS—


## LONG LIFE—CLEAR RECEIVING

are the features of

# BURGESS "B" BATTERIES

All sizes from the Navy type down to the  
Baby "B." With and without taps

Send for catalogue



## BURGESS BATTERY COMPANY

Harris Trust Bldg.                    ::                    CHICAGO

### 145th STREET, AT BROADWAY RADIO PARTS FOR THE AMATEUR

Variometers—J & J Type.....\$4.50  
Vario-Couplers—J & J Type..... 5.00  
3" Corwin Dials with Knob..... 1.25  
VT Receptacles.....\$1.50 and 1.10  
Radiotrons—Detector..... 5.00  
Radiotrons—Amplifier..... 6.50  
Variable Grid Leaks..... .75

Brass Contact Points, Per Doz...\$0.20  
Switch Knobs, Complete..... .40  
Double Phone Cords..... .65  
Head Sets—Murdock..... 5.50  
Crystal Detectors..... 1.75  
Loading Inductance..... 3.50  
Audion Detector Panel..... 6.00

10 PER CENT. DISCOUNT TO RADIO CLUBS


## AMERICAN ELECTRIC AND WIRELESS SUPPLY CO.

Retail Store, 602 W. 145th Street.

Mailing Address 335 B'way, N. Y. City

# RADIOTRONS

## POWER TUBES



**RADIOTRONS  
FOR  
POWERWORK  
ARE HERE**

**U.V.—202  
RATED AT  
5 WATTS  
PRICE \$8.00**

**MODEL U. V. 202**  
5 watt  
Price \$8.00  
Filament V.—7½ volts  
Filament current—2.35 amps.  
Plate V. 350 volts

**MODEL U. V. 203**  
50 watt  
Price \$30.00  
10 volts  
6½ amperes  
1000 volts

**MODEL U. V. 204**  
250 watt  
Price \$110.00  
12 volts  
15 amperes  
2000 volts

**These Radiotrons are new types of Vacuum Tubes of improved operating characteristics, especially designed to provide long operating life.**

**A complete line of Radiotrons for radio detection, amplification and other power work is now available. See your nearest dealer for full information**

The Radio Corporation's tubes are covered by patents dated November 7th, 1905, January 15th, 1907, and February 18th, 1908, as well as by other patents issued and pending. Tubes licensed for amateur and experimental use only. Any other use will constitute an infringement.

*Address all orders and inquiries to*  
Sales Division, Commercial Department  
**RADIO CORPORATION OF AMERICA**  
233 BROADWAY  
NEW YORK CITY

**Averaged 82% out  
of a possible 90%**

*Practical course on application of Vacuum Tubes to all forms of C-W Transmission and Reception starts Thursday, February 10th.*

**MASSACHUSETTS RADIO AND TELEGRAPH SCHOOL**

18 Boylston Street, Boston, Mass.  
Tel Beach 7168

R. F. Trop

G. R. Entwistle

**Thirteen** graduates of the MASSACHUSETTS RADIO and TELEGRAPH SCHOOL during the **six weeks** examination period between November 1st and December 15th, 1920. established this record on their U. S. GOVERNMENT EXAMINATIONS for **first grade** Commercial Operator's license. Their average attendance was **5.1 MONTHS.**

The fact that a new United States Radio Inspector did the examining, using new and original questions unfamiliar to the graduates, speaks all the more favorably of our system and methods.

To produce **thirteen** graduates, who, within the short period averaging a little **over five months**, obtained such a high average, is the best way we know of to convince you of the merits of this school. **Results count.**

Names, addresses and full data sent on request to anyone. Why not avail yourself of this service. It costs no more. **Send for free literature.**

**— QST READERS! —**

**WORK THRU SUMMER STATIC!**

YOU CAN DO IT WITH CW & SORALA EQUIPMENT!

RADIOTRON UV200, \$5, RADIOTRON UV201 \$6.50  
RADIOTRON UV202 5 WATT 350 VOLT ... \$8.00  
RADIOTRON UV203 50 WATT 1000 VOLT 30.00  
Your Power Tube Will Last 50% Longer With A.C. on Filament, and Correct Fil. voltage! O-15 Type JX A.C. Voltmeter, Flush, 3 1/4" D, \$7.75. (Magnetic Vane Type—Jewel Bearings.)

10,000 Ohm Vitrohm Grid Leak.....\$2.60  
5000 Ohm.....1.75  
1800 V. Grid Condenser .0005 MFD Mounted 1.00  
Above, without Bakelite Mounting......50  
Threaded Bakelite Tube, 3 1/2" D, 6" Long.. 3.50  
Sorala 210 VT Socket, Bakelite Base.....\$1.10

PRICE REDUCTION TO **\$6.00** ON TYPE J METERS

0-3 and 0-5 amps.—0-50, 0-100, 0-300 and 0-500 Milliamps.

PRICE REDUCTION TO **65 CENTS** ON HC COIL ADAPTORS  
Real bakelite insulation—adjustable arms.

ALL CHELSEA, ACME, GEN. RADIO, FEDERAL, RADIO CORP., COTO-COIL & GREBE. ALSO, THE MOST POPULAR PRODUCTS OF ALL OTHER RELIABLE FIRMS ADVERTISING IN QST

**SOMERVILLE RADIO LABORATORY**  
WINTER HILL, 45, MASS.

**USED APPARATUS**

Bought, Sold and Exchanged. We also carry a line of New Apparatus, Supplies, Highly tested Transformer and Condenser Oil. Rebuilt Storage Batteries.

Send for list of used Apparatus.

**Meteor Electric Co.**  
Radio 6ABG

309 So. Flower St., Los Angeles, Calif.

**IMMEDIATE DELIVERY**

on any standard make of Radio Apparatus. Chicago Distributors for:

Acme	DeForest
Amrad	John Firth
Brandes	Federal
Burgess	General Radio
Chelsea	Grebe
Clapp-Eastham	Murdock

Complete stock—when in a hurry for a certain piece of apparatus—"Give us your business—we'll give you SERVICE you will like".

Send for free catalogs and bulletins, Blue Print of complete Radio Telephone for 10c.

**Chicago Radio Apparatus Co.**


Phone Harrison 1716 Room 210  
508 So. Dearborn St., Chicago, Ill.

*Your Station Photograph*

Would you like a half-tone engraving of your station, from which you may imprint it on your letter-head or a printed description? If a photograph of your station has appeared in QST we will send you the engraving upon receipt of \$1. Specify issue in which it appeared.

Q S T,

Hartford



**WANTED--** The Name of  
Every Radio  
Man Who Has  
Had Trouble With His C.W.  
Condenser.

☞ *This One Won't Give  
Trouble.*

**IF YOU ARE NOT ACQUAINTED  
WITH "WIRELESS SHOP" CONDENSERS—LET'S SHAKE.**

We want every amateur who uses a variable condenser to know our product. Our new bulletin showing our entire line of variables will be mailed for the asking. Where shall we send your copy?

We build 14 different sizes of condensers, in three different types, and several special ones to order. The prices range from \$2.00 to \$10.00 for the standard instruments. Can any other manufacturer offer you anything like this in variables?

The **NEW WIRELESS SHOP C.W. VARIABLE CONDENSER** is designed to be used on CW sets where the plate voltage runs up to from 200 to 1000 or higher. You won't have makeshifts now. Get a condenser which is built especially for your C.W. set. The plates are widely spaced and the construction is rigid. Only the best of materials and workmanship throughout. Fully guaranteed to give satisfaction or your money back.

**PRICES:**

- No. 1500 15 plate, approximately 0.0004 mfd. Max. capacity.. \$6.00
- No. 2500 25 plate, approximately 0.0006 mfd. max. capacity.. 7.50
- No. 3500 35 plate, approximately 0.0008 mfd. max. capacity.. 9.00

Regularly equipped with knob and pointer and mounting screws. A metal dial will be supplied instead of the pointer at 75c extra, or a high grade moulded bakelite knob and dial with graduations filled in white, will be furnished at \$1.00 extra.

Postal charges and insurance must accompany your remittance. Insurance on any CW condenser is only 5c. Isn't it worth it?




511 West Washington St.,

Los Angeles, Cal.

**THE WORLD'S CONDENSER MARKET**

**Knocked-Down Condensers**

Assemble them and save money.



- 11 Plate.....\$1.80
- 21 Plate..... 2.25
- 41 Plate..... 3.20 Add P. P.

If you want us to assemble them for you add \$1.00, plus P. P., to above prices. Shipping weight 2 lbs.

Glass Plate Condensers—Universal Condensers.

SEND 10c FOR CATALOG OF 16 PAGES TO

**TRESCO**

**Davenport, Iowa**

## CLASSIFIED ADVERTISEMENTS

Five cents per word per insertion, in advance. Name and address must be counted. Copy must be received by the 10th of month for succeeding month's issue.

**RADIO PHONISTS ATTENTION:** High voltage generators. We supply motor generator units in various capacities especially designed for radio phone work. Low powered rotary converters, dynamotors, fractional H. P. motors, storage batteries. Various types of meters, condensers, spark gap rotors. The new SYNCHRONOUS SPARK GAP. Get acquainted with our SERVICE. RAY-DI-CO., 2653D, N. Clark St., Chicago, Ill.

**FOR SALE:** "Braun" Universal 220 Volt series wound 1-40 H. P. motor. Guaranteed O.K. \$7.00. John C. Clark, Shelby, Ohio.

**SELL:** Grebe CR-3 new; cost \$65.00, for \$50.00; Acme one-step amplifier, cost \$13.00, for \$9.00. R. Block, 300 West End Ave., New York City.

**FOR SALE:** One C.R.L. two-step amplifier, equipped with Federal transformers—almost new. Price \$45.00; Two Murdock 43 Plate Variable Condensers—almost new, \$4.00 each; Three Federal 226 W Amplifying Transformers—new \$6.50 each. V. J. Coughenour, Plattsburg, Ohio.

**HAWAIIAN AND GERMAN STATIONS READ WITH A SINGLE BULB.** Are you satisfied with your receiving set? Would you like to build one that will receive over 6000 miles on a single bulb and quit experimenting? One that will be the equal of any regardless of claims or price? Using the instruments you now have, you will be able to duplicate the long distance records you read about every day. Get our simple diagram of a complete short and long wave receiver, 175 to 20,000 meters, with which we read Honolulu, California, German, South American, French and English stations, and practically all the high powered foreign and domestic stations, amateurs as far west as New Mexico and numerous telephone and musical concerts come in good. Diagram and complete instructions, leaving nothing to guess about, will be promptly mailed for 50 cents in coin or stamps. Wire a set up and quit wasting good money. Virginia Novelty Company, Martinsburg, West Va.

**WANTED:** Magnavox, state price, etc. Chas. Mallory, Monogahela, Penna.

**WANTED:** Grebe unit RORH. Dr. Fred C. Cave, Grainfield, Kansas.

**FOR SALE:** DeForest Type P-300 Combination Detector and one stage Amplifier, \$55.00. Large type Clapp-Eastham Loose Coupler, \$20.00. Instruments as good as new. L. S. Weber, Jr., Englewood, N. J. . . .

**WANTED:** 1 KW Transformer. State particulars and lowest cash price. Sell or swap 1/2 KW. Linville, 646 Thirteenth St., Winston-Salem, N. C.

**WHO Mastered Continental Code in one hour and by what method that costs only 50 cents? Ask Dodge, Box 210, Mamaroneck, N. Y.**

**FOR SALE:** Deforest 15 Panel 150-25,000 meter Receiver, comp., \$100.00, and 2 stage Amplifier, \$50.00, Magnavox Radio Telemegafone \$60.00. 1 KW Transmitter, comp., \$55.00, Radiophone \$40.00, lots others, etc. Write for list and particulars Hahn's Radio Sta., Hamburg, Pa.

**STOP! Look! and Act!** 5 to 30% discount on new well known regenerative sets, VT's, power tubes, radiophones and accessories. Only new high-grade equipment carried in stock. The #45 Radio Magnavox at \$39. General Electric Radiotron V.T. Detectors \$5, at \$4.25. Radiotron. Pilotron Amplifier \$6.50, at \$5.75. Remember us! The Kehler Radio Laboratories, Dept. 3, Abilene, Kansas.

**SPECIAL GARAGE MOTORS:** Manufactured by the General Electric Co. 1 H.P. \$78.50—2 H.P. \$110.00—3 H.P. \$128.50—5 H.P. \$166.50. All sizes both single and Polyphase Motors for immediate delivery Special charging generators all voltages Write for catalog. Motor Sales Dept. 19, West End, Pittsburgh, Pa.

**FOR SALE:** Complete wireless receiving set, 2 Audion bulbs, 6 V. 60 Amp. Storage Batteries, Honey-Comb Co. Is, Navy Loosecoupler, 2 pairs phones, Brandes and Holtzer-Cabot, Storage Batteries Charger, High voltage batteries, complete panel for 2 step Amplifier and Transformer, also misc wireless goods considered with receiving set. Price \$65.00. Send money order or certified check. George Dunklau, 7230 Yates Avenue, Chicago, Illinois.

**SELL:** Short wave regenerative portable set; Grebe detector cabinet and DeForest vernier condenser, value \$90. A sacrifice \$40.00. Miller, 32 Windsor Place, Brooklyn, N. Y.

**SELL:** 1/2 Thordarson R \$15.00, OT \$2.75, 4 sections Murdock \$9.00, Vacuum cleaner motor 18000 RPM \$6.00. Prepaid. All perfect. Victor Andrew, Wooster, Ohio.

**SALE:** Benwood Gap, \$20; Baldwin fones \$12, 10 amp. key \$4, Omnigraph, fifteen records \$15, Tresco 5000 coupler, never used \$8. Address C. W. Gilflinn, Box 1125, Austin, Tex.

**DETECTOR:** Two step amplifier \$20.00. Short wave regenerative receiver \$12.00. 1/2 KW Packard transformer \$10.00. H.P. 110V. D.C. Motor \$7.00. Mounted receiver, loose coupler tapped, variable and fixed condenser crystal detector, \$12.00. Two General Electric UV-202 transmitting tubes new \$7.00 each. Burned out VT-2 \$1.00. F. C. Moore, 434 Hillary, New Orleans, La.

**FOR SALE:** No. 2 Jr. Omnigraph, two sets discs, \$10.00; three Parkin rheostats \$0.50 each; one section Clapp-Eastham condenser, \$2.00; two sections Murdock condenser, \$2.00 each; one VT-2, \$5.00; two VT-1's, \$5.00 each; one 1/2 KW Amrad quenched gap, \$15.00; 1 pair Murdock phones, \$4.00; one pair Brandes "Superior," \$3.50. J. F. Furey, P. O. Box 629, Hartford, Conn.

**FOR SALE:** 1 Grebe Aud'on Cabinet with tickler Connections. \$12.00. Herbert Fritz, RFD #2. New Brunswick, New Jersey.

**STORAGE B BATTERIES:** Fellows, end your B battery troubles. Our new alkaline storage B batteries which are equipped with switches giving one cell control and rectifiers for charging, will last indefinitely. Thirty two volts \$8, fifty volts \$10, seventy volts \$12. Pictures and further information upon request. L. W. Kimley, 290 Winslow Ave., Buffalo, N. Y.

**FOR SALE:** Audiotron control cabinet with nickel parts and secondary variable \$14.00. Murdock 3000 ohm \$5.00. Also sending set \$6.00 and loose coupler \$10.00. Herbert Marth, 107 Delevan St., Rochester, New York.

**RADIO PHONISTS ATTENTION. MONEY REFUNDED** if no results are obtained using my circuit. Complete Radiophone outfit, transmits 15 miles clearly. Results are positively guaranteed, operates on 1 "B" Battery. Initial cost, low, only \$17.40 to construct, upkeep is extremely low. Exactly what you have been looking for. Have convincing testimonials from well known amateurs, praising the circuit highly. Send only \$1.00 for blue prints and working directions. H. D. Selvage, 1096 Clinton Ave., Dept. R, Irvington, N. J.

**FOR SALE:** A few synchronous gaps. Motor is 1/4 H.P. 60 cycle 1800 RPM synchronous equipped with either 4 or 8 tooth disk. 110 volt \$65. 220 volt \$60. Motors separate 110 volt \$45, 220 volt \$45. Gaps have adjustable stationary electrodes. H. R. Hall, 23 Merriam Place, St. Paul, Minn.

**PORTABLE BATTERY CHARGERS** for Wireless Operators, Car Owners, Garages, etc. Average recharge cost ten cents. Price fifteen dollars and up. Attaches to lamp socket. Operates unattended. Weight ten pounds. Rotary rectifiers for battery stations. Bulletin nine. Harkleroad Company, 1240 First National Bank Building, Chicago, Ill.

**SELL:** \$30.00 Omnigraph, 15 dials, fine condition, \$20.00. Teddy Hunt, Barnesville, Ohio.

**STORAGE (B) BATTERY ELEMENTS.** Edison Nickle Iron Type, 2 Neg. and 1 Pos. plate complete with separators, 10c Per Element. Will fit in a 1x5" Test tube or large mouth bottle. These cells will give 1 volt each and may be charged with a small single jar rectifier. We also have a few selected 300 A.H. slightly used Edison Nickle Iron Storage Batteries Type A. 8. (Plates in very good shape) complete with case and fully charged at \$8.00 per cell. The Brockton Wireless Shop, 31 E. Elm St., Brockton, Mass.

**FOR SALE:** DeForest geared triple mounting—mounted coils—and Connecticut condenser. Pierce, 47 Fairmount, Norwich, Conn.

**FOR SALE:** 1 KW Enclosed Rotary Gap substantially made, \$15.00. Murdock aerial switch \$3.50, L-1250 Honey-Comb Coil \$2.50, 1500 Meter Coupler \$4.00, 2 circuit Jack \$0.75, Standard Plug \$1.00, Unit Amplifier with socket, Jack, Rheostat, transformer, \$8.00, 2 Tresco .001 Variable Condensers \$2.25 each, Paragon Rheostat \$1.50, Telephone transmitter \$1.50, 3000 meter loading coil \$2.00, Radio Apparatus 3500 meter coupler \$12.00, 700 feet new Jupiter aerial wire \$7.00, Tresco long wave tuner \$6.00, Approved lightning switch \$2.50. All in perfect condition. Postage extra. First money order gets instrument. John Sutcliffe, 1394 First Street, Louisville, Ky.

**RADIO POSTAL CARDS:** Save time and Money by using postal cards with how signals are heard, station equipment, and large call letters printed on each. 100—\$3.50, 200—\$6.00, 300—\$8.25, 400—\$9.75 500—\$11.00. Reduced prices on Acme and Benwood Apparatus. France Bantam Battery Boosters and Marko Storage Batteries, Howard Lerch, 159 Cottage St., Lockport, N. Y.

**FOR SALE:** 2 C. E. Variometers \$5.00 each. 4 Grid Condensers .0005 MFD 85c each. 4-50,000 ohm Leaks 85c. each. 4-125,000 ohm Leaks 75c. each. 2 Hi-frequency Chokes \$1.00 each. 3 Tubes amplifying or rectifying \$7.00 each. Murdock Oscillation Transformer \$2.50. Porcelain bat. rheostat \$1.00. William A. Roy, Wappingers Falls, N. Y.

**FOR SALE:** DeForest Audion cabinet type 402 only thirty days old, only \$15. E. A. Jackson, Jr., Asheville, N. C.

**AUTO MOTORS SUPPLIES:** Buick—Michigan—Standard—Dayton—E. M. F.—Cadillac—Overland—Continental and Buda Motors. All types, \$50.00 each and up. New Dixie Magnets \$20.00. Splittdorf High Tension Magnets \$10.00. Kellogg Pumps \$3.50. Auto-Lite generators, new \$10.00. Air Guages \$0.65. Remy Ignition Coils, new \$3.00. Electric and gas headlamps, coils, distributor heads, air compressors, etc. Write for catalog. Motor Sales Dept. 19, West End, Pittsburgh, Pa.

**BE A RADIO ENGINEER.** Good pay for trained men. You can get necessary training from Lauer and Brown's **RADIO ENGINEERING PRINCIPLES** (\$3.50) Thorough textbook. Recommended by Major General Squires, Chief Signal Officer of Army. Special attention to Vacuum Tube Theory and practice. Book sent for ten days' free examination if you will tell us where you work and what your position is. Address F. L. Egner, McGraw-Hill Book Company, 370 Seventh Avenue, New York.

**FOR SALE:** New Paragon RA-10 \$77.00. Thomas A. Reid, 1219 N. Limestone St., Springfield, Ohio.

**SELL:** Audion control cabinet \$15.00. Navy type coupler \$18.00 or trade for 1 KW transformer. Write for description. Willard Hanson, 120 E. Main St., Geneva, Ohio.

**BARGAIN:** Excellent 1 KW DX Transmitter. 9AJI.

**SELL:** Amrad half KW quenched gap, half KW Packard transformer, \$32.00. Gap brand new, never used. Transformer A1 condition, home-made mounting. You pay transportation. Louis Potratz, Prairie du Chien, Wis.

**SELL:** 1 KW Packard transformer mounted in oil container. A-1 condition \$45.00. Oil not furnished. Otto Voita, Lone Tree, Iowa.

**FOR SALE:** Eaton Oscillator, Type Triode C Signal #14 \$10.00. DeForest Three coil mounting with gear, knob panel \$7.50; Honey-Comb Coils L-200, L-250, L-300 \$1.20 each. Jove Detector \$1.25. F. B. E., 289 South 19th St., Newark, N. J.

**FOR SALE:** Two 500-750 volt, 250 watt generators, good condition \$32.00 each. B. Daniel, Hutchins Bldg., Washington, D. C.

**FOR SALE:** \$55 Mignon R.L.C. 3-S. type receiving cabinet 10,000 meters \$26.00. 1/4 KW Thordarson transformer \$11.00. Lindstrom Smith Motor, 4000 R.P.M. with rheostat control \$6.00.—Money Talks—Milton Ehlers, 515 Garfield Ave., Milwaukee.

**SELL:** 1 K.W. Transmitting set consisting latest type Thordarson O. T. Condenser and Transformer. Benwood style rotary gap with motor and kick back preventer. Lot—\$80.00, Cost \$138.00. 1 K.W. Amrad quenched gap—\$20.00. H. R. Miller, 6318 N. Park Ave., Phila. Call 3PB.

**FOR SALE:** complete 4 tube Radiophone, brand new \$200, will trade for Grebe CR-6 Receiver. R. Wm. Tanner, General Delivery, Bridgeport, Conn.

**HIGH grade closed circuit Jack with Plug 70c;** 5000 volt Condensers .32 mfd. cap., ea. \$1.10; .025 mfd. cap., 35c.; Heavy brass binding posts, ea. 7c.; Litz Wire 25-32, per ft., 1c.; Hardwood hinged cabinet, size 9 3/4 x 11 x 4 3/4 in. deep, with 1/2 in. Bakelite Panel, ea. \$3.00; Short Wave Regenerative set. Good construction and very efficient, ea. \$18.50. Add postage Haupt Electric Supply Co., 2442 Ogden Ave., Chicago, Ill.

**FOR SALE:** Twelve Unit DeForest Receiver—One-Step Amplifier Mounted on Ebonized Maple Panel—including Tubes—"B" Batteries—Coils and 3200 Ohms H-C Phones. Will sell for \$70.00. John Thoma, Elmhurst, Ill.


**PRE-WAR PRICES:** Variocouplers, bakelite stator, \$5.25, Variometers, \$4.25, inside windings. Oak cabinets 5"x5"x6", with bakelite panel, \$2.25. Wood rotors, centered, 70c. All parts for regenerative sets carried in stock; build your own set at one quarter cost. Meade Bakelite Radio Apparatus, 975 Putnam Ave., Brooklyn, N. Y.

**FOR SALE:** 1/2 H.P. Wagner Synchronous Motor 1800 RPM 110 V. 60 cycles, no extra field current required; great for rotary; brand new, never used, guaranteed, \$30. H. N. Umbarger, 239 W. 5th St., Mansfield, Ohio.

**FOR SALE:** Variometer Short Wave Regenerative Cabinet Set \$25, 1/4 K.W. Thordarson transformer \$20, Audiotron Control Cabinet with Audiotron \$14, 1000 meter Navy loose coupler \$5, 3 cup detector \$1.25, Transportation extra. All letters answered. Howard Lerch, 159 Cottage St., Lockport, N. Y.

# THE LATEST "MURDOCK" VARIOMETER

NO.  
345  
"MURDOCK"  
VARIOMETER  
\$7.50



THE PRICE  
IS  
UNUSUALLY  
LOW

THE QUALITY  
IS  
REMARKABLY  
HIGH

WINDING FORMS ARE "MURDOCK" MOULDED

## OTHER "MURDOCK" RADIO INSTRUMENTS

### REAL RADIO RECEIVERS

No. 55 Double head receivers,  
complete with head band and  
cord:—

2000 ohm .....\$4.50  
3000 ohm ..... 5.50

### VARIABLE CONDENSERS

No. 366, 43 Plates, .001 MFD.....\$4.75  
No. 367, 43 Plates, .001 MFD..... 4.50

### VARIABLE CONDENSERS Panel Type

No. 3661, 43 Plate, .001 MFD  
with knob and extension handle\$4.25  
No. 3662, 43 Plate, .001 MFD  
with knob, dial and extension  
handle ..... 5.00  
No. 3681, 23 Plate, .0005 MFD  
with knob and extension handle 3.50  
No. 3682, 23 Plate, .005 MFD  
with knob, dial and extension  
handle ..... 4.25

BUY THEM FROM YOUR DEALER

Bulletin No. 20 Sent Anywhere on Request

# WM. J. MURDOCK CO.

65 CARTER ST., CHELSEA, 50, MASS.

509 Mission St.,

San Francisco, Cal.



—FOR YOUR CONVENIENCE—


# QST'S INDEX OF ADVERTISERS

## IN THIS ISSUE



Acme Apparatus Co.....	66	Magnavox Co., The.....	90
Ajax Electric Co.....	102	Manhattan Elec'l Supply Co., Inc.....	96
All-American Electrical Mfrs.....	112	Massachusetts Radio & Tel. School.....	114
American Elec. & Wireless Supply So.....	112	Metal Arts Co.....	88
American Radio & Research Corpn.... Fourth Cover		Meteor Electric Co.....	114
American Radio Sales & Service Co.....	76	Meyberg Co., Leo J.....	110
Atlantic Radio Co..... Second Cover		Midwest Radio Co.....	100
Atlantic Radio Supplies Co.....	107	Mignon System Mfg. Co.....	76
Audiotron Mfg. Co.....	109	Murdock Co., Wm. J.....	118
		Mutual Purchasers Assn.....	71
Bates, Lee A.....	92	Newman-Stern Co.....	100
Benwood Co., Inc., The.....	97	Novo Mfg. Co.....	106
Brandes, C., Inc.....	90	Nightingale, J. & J.....	110
Bunnell & Co., J. H.....	68		
Burgess Battery Co.....	112		
California Elec. Supply Co.....	88	Pacent Electric Co., Inc.....	2
Chelsea Radio Co.....	68	Pacific Radio Pub. Co.....	88
Chicago Radio Apparatus Co.....	114	Pacific Radio Supplies Co.....	107
Chicago Radio Laboratory.....	79	Paquin Mfg. Co.....	102
Chicago Radio Shop.....	106	Parkin Mfg. Co.....	92
Clapp-Eastham Co.....	1-93	Penn. Radio Apparatus Co.....	104
Colby's Telegraph School.....	95	Philadelphia School of Wireless Tel.....	72-78
Colebrook-Hamilton Battery Co.....	94	Pitts Co., F. D.....	103
Connecticut Tel. & Elec. Co..... Third Cover		Pioneer Elec. Co.....	74
Continental Radio & Elec. Corpn.....	64-65	Precision Equipment Co., The.....	84
Corwin & Co., A. H.....	69		
Coto-Coil Co.....	95		
Craig Mfg. Co.....	92		
Crosley Mfg. Co.....	106		
DeForest Radio Tel. & Tel. Co.....	99	Quaker Light Supply Co.....	110
Detroit Radio Laboratories, Inc.....	80		
Doolittle, F. M.....	98		
Doubleday-Hill Electric Co.....	66		
Duck Co., The Wm. B.....	89		
Eastern Radio Institute.....	101	Radio Corporation of America.....	70-113
Electrical Specialty Co.....	83	Radio Distributing Co.....	67
Electric Machine Co., The.....	80	Radio Electric Co.....	76
Experimenters Information Service.....	111	Radio Equipment Co., Boston.....	87
		Radio Equipment Co., Phila.....	102
		Radioelectric Shop.....	91
		Radio Shop, The.....	78
		Radio Supply Service.....	78
		Radio Testing Station.....	70
		Radio Traffic Assn.....	78
		Ray-Di-Co.....	70
		Remier Radio Mfg. Co.....	108
		Rhamstine J Thos.....	100
		Richter-Schottler Co., The.....	86
		Rose Radio Supply.....	96
F. & F. Radio Shop.....	94	Shotton Radio Mfg. Co., The.....	81
Federal Tel. & Tel. Co.....	77	Skinderviken, J.....	80
Firth & Co., John.....	63	Somerville Radio Laboratory.....	114
France Mfg. Co., The.....	86		
General Radio Co.....	100		
Grebe & Co., A. H.....	105		
HiCo.....	106		
Independent Radio Supply Co.....	70		
J-Ray Mfg. Co.....	104	T & H Radio Co.....	82
Johnston, Charles H.....	88	Taylor Co., The.....	94
Johnson, G. F.....	104	Thordarson Elec. Mfg. Co.....	75
Johnson, Paul F.....	82	Tresco.....	115
		Turney Laboratories, Eugene T.....	84
		Tuska Co., The C. D.....	85
Karlawa Radio Corpn., The.....	74	Vimy Supply Co., The.....	68
Kelly & Phillips.....	98		
Kennedy Co., The Colin B.....	96		
Keystone Radio Co.....	96	Westinghouse Elec. & Mfg. Co.....	120
Keystone Wire Co.....	74	Western Radio Electric Co.....	66
Killoch Co., David.....	84	Wilcox Laboratories, Inc., The.....	68
Klaus Radio Co.....	82	Wireless Improvement Co.....	94
Koch, John R.....	86	Wireless Press, Inc.....	78
		Wireless Mfg. Co.....	102
		Wireless Shop, The.....	115

ALWAYS MENTION QST WHEN WRITING TO ADVERTISERS

# WESTINGHOUSE Radio Receiving Equipment



Type RA Short-Wave Tuner  
Style 307189—180-700 Meters




Type DA Detector Amplifier  
Style 307190—2-stage, 3 tubes  
Audio Frequency


THIS high-grade Westinghouse regenerative Tuner, and tube detector amplifier embody the latest ideas of two noted radio engineers, Edwin H. Armstrong and Frank Conrad.

This apparatus provides a most efficient set for telegraph and telephone reception over the amateur and normal ship wave length ranges.

Simple in Design—Easy to Operate—Single-tuning Circuit  
Highly Efficient



Interior View of Type RA Short-Wave Tuner




Interior View of DA Detector Amplifier

Our Radio Folder No. 4446 will interest you.—Ask your dealer for a copy  
WESTINGHOUSE ELECTRIC & MANUFACTURING COMPANY  
EAST PITTSBURGH, PA.

# Westinghouse

# CONNECTICUT RADIO

You'll get the best out of your station  
by using a  
**CONNECTICUT Variable Condenser**



Others are doing it and find greater improvement. Finer tuning, sharper signals, more secure adjustments, all go to make this new Condenser the ideal instrument for getting the maximum possible results out of your station.

Furnished either as a portable or with flush plate for panel mounting. Packed with full instructions, for **\$6.50**, F. O. B. Meriden.

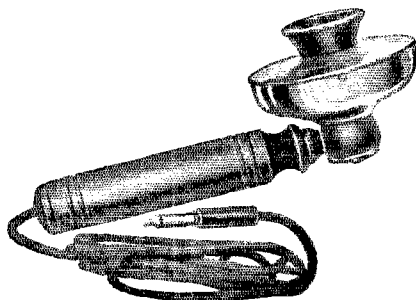
Send for our instructive illustrated booklet on the Condenser.

---

## Hand Transmitters

---

Here is a new grade Radio Transmitter designed particularly for radio use and meeting perfectly all requirements. In every respect a quality product. The short mouthpiece fits it admirably for use at the operator's desk.




Specially priced at \$11.

**CONNECTICUT** TELEPHONE & ELECTRIC **COMPANY**  
Meriden Connecticut



## *The Recognized Symbol of Superior Performance*



**T**WO messages East, one message West, were relayed from Coast to Coast on Feb. 15th over the Amrad Transcontinental Line, which consists solely of Amrad Gap stations. The lack of a nation-wide appeal to prevent QRM, the prevalence of heavy QRN in the East and the exclusive use of regular stock Amrad Quenched Gaps make this relay a unique bit of Radio History. 1XT, 2PL, 3VV, 8ML, 9PV, 9AFX, 5ZA, 6GE, 6DK and FD handled these messages, one of which covered the continent in four jumps, in less than 30 minutes. Critics who declare the Amrad Gap useless on 60 cycles and the hundreds of Doubting Thomases created by these critics are invited to send for our latest Bulletin Q which gives all the facts backed by actual proof. Here are a few Quenched Gap advantages:

¶ **Absence of Noise:** You can transmit all night and disturb no one. No vibration. Simply a purr.

¶ **Freedom from Trouble:** With our new leak proof gaskets, good for 3 months operation, you set up the gap once and forget it. No adjustments. One set of these new gaskets given free to Amrad Gap users who send gap number and 10c. postage.

¶ **Sharpness of Wave:** Used with an insulated counterpoise the decrement is very low. Your signals cause minimum QRM.

¶ **High Antenna Energy:** Very close coupling only can make this possible. Using an Amrad Gap the tighter the coupling the sharper the wave.

¶ **High Amplitude:** You must use a high voltage transformer to get maximum output at 200 meters. A high voltage transformer in turn produces maximum output at low spark frequencies. The 60 cycle note recommended for the Amrad Quenched Gap creates greater energy per wave train than any higher spark frequency regardless of type gap used.

¶ **Service:** Our aim is to satisfy every present and future user of the Amrad Quenched Gap. We ask you to read carefully the peculiarities of quenched gap operation first; then buy with a willingness to follow our directions to the letter. Properly operated the Amrad Quenched Gap is the IDEAL gap; improperly operated it is not. Correct operation is just as easy as incorrect operation.

---

### THE AMRAD TRANSCONTINENTAL LINE

1XE, 10J, 1EAV, 1XT, 1TS, 2PL, 3VV, 8FK, 8ML, 9PV, 9CS,  
9BY, 9AFX, 5ZA, 6GE, FD, 6DK.

Inquiries invited from Amrad Gap operators desiring appointment  
on the line.

---

## AMERICAN RADIO AND RESEARCH CORPORATION

13 PARK ROW  
NEW YORK

After May 1st direct all communications  
to Medford Hillside, Massachusetts

MEDFORD HILLSIDE  
MASSACHUSETTS